

OKLAHOMA SOONERS
(6-5, 0-0 BIG 12)Head Coach: Lon Kruger
Record at OU: 117-62 (6th Year)

vs.

NO. 4/4 BAYLOR BEARS
(12-0, 0-0 BIG 12)Head Coach: Scott Drew
Record at Baylor: 264-172 (14th season)

Friday, Dec. 30, 2016 ■ 6 p.m. CT ■ Norman, Okla. ■ Lloyd Noble Center (11,562) ■ TV: ESPN2 ■ Radio: Sooner Radio Network

OKLAHOMA SCHEDULE/RESULTS

N8	WASHBURN [EXH.]	W, 84-64
N13	NORTHWESTERN STATE	W, 97-61
N17	vs. Tulane#	W, 89-70
N18	vs. Northern Iowa#	L, 67-73 (OT)
N20	vs. Clemson#	W, 70-64
N25	ABILINE CHRISTIAN	W, 72-64
N29	NORTHERN COLORADO	W, 87-66
D3	at Wisconsin	L, 70-90
D7	ORAL ROBERTS	W, 92-66
D10	vs. Wichita State\$	L, 73-76
D17	MEMPHIS	L, 94-99 (OT)
D21	vs. Auburn!	L, 70-74
D30	BAYLOR	6 p.m. ESPN2
J3	at TCU	8 p.m. ESPNU
J7	at Kansas State	2 p.m. ESPNEWS
J10	KANSAS	8 p.m. ESPN2
J14	TEXAS TECH	7:30 p.m. ESPNU
J18	at West Virginia	6 p.m. ESPN2
J21	IOWA STATE	1 p.m. ESPN/2
J23	at Texas	8 p.m. ESPN
J28	FLORIDA%	1 p.m. ESPN
J30	OKLAHOMA STATE	8 p.m. ESPN
F4	at Texas Tech	6 p.m. ESPNU
F8	WEST VIRGINIA	8 p.m. ESPN2
F11	at Iowa State	5 p.m. ESPN2
F14	TEXAS	8 p.m. ESPN2
F18	at Oklahoma State	7 p.m. ESPNU
F21	at Baylor	6 p.m. ESPN2
F25	KANSAS STATE	5 p.m. ESPNU
F27	at Kansas	8 p.m. ESPN
M4	TCU	2 p.m. ESPNEWS
M8-11	Big 12 Championship ^	TBD TBD

All times Central and subject to change

Tire Pros Invitational (Orlando, Fla.)
 \$ All-College Classic (Oklahoma City)
 ! Birthday of Basketball (Uncasville, Conn.)
 % Big 12/SEC Challenge
 ^ Kansas City, Mo.

GETTING SOCIAL WITH THE #SOONERS

Twitter/Instagram.....@OU_MBBall
 Facebook.....OU Mens Basketball
 Snapchat.....OU_MBBall

OU ATHLETICS COMMUNICATIONS

Associate Director/MBB Contact.....Ben Coldagelli
 Email.....bcoldagelli@ou.edu
 Cell.....405-246-5663
 Office.....405-325-7014

OKLAHOMA PROBABLE STARTERS (BASED ON PREVIOUS GAME)

No.	Name	Position	Class	Height	Weight	Hometown (Last School)
13	Jordan Shepherd	G	Fr.	6-2	180	Asheville, N.C. (Asheville Christian HS)
3	Christian James	G	So.	6-4	218	Houston, Texas (Bellaire HS)
1	Rashard Odomes	G	So.	6-6	212	Copperas Cove, Texas. (Copperas Cove HS)
11	Kristian Doolittle	F	Fr.	6-7	236	Edmond, Okla. (Edmond Memorial HS)
12	Khadeem Lattin	F	Jr.	6-9	212	Houston, Texas (Redemption Christian Home School Aca.)

OKLAHOMA RESERVES

No.	Name	Position	Class	Height	Weight	Hometown (Last School)
40	Richard Anderson	G	Fr.	6-2	180	Midwest City, Okla. (Midwest City HS)
21	Dante Buford	F	R-So.	6-7	221	Greenville, S.C. (Arlington Country Day School [Fla.])
25	C.J. Cole	F	Sr.	6-7	245	Sperry, Okla. (Sperry HS)
5	Matt Freeman	F	R-Fr.	6-10	224	Auckland, New Zealand (Westlake Boys HS)
22	Daniel Harper	G	Sr.	6-1	190	Norman, Okla. (Norman HS)
20	Kameron McGusty	G	Fr.	6-5	191	Katy, Texas (Sunrise Christian Academy [Kan.])
4	Jamuni McNeace	C	R-So.	6-10	215	Kankakee, Ill. (Allen HS)
15	Grant Quinn	G	Fr.	6-4	185	Argyle, Texas (Liberty Christian HS)
0	Darrion Strong-Moore	G	Jr.	6-1	180	Chicago, Illinois (Coffeyville CC [Kan.])
30	Marshall Thorpe	F	R-Fr.	6-9	235	Tulsa, Okla. (Bishop Kelley HS)
10	Jordan Woodard	G	Sr.	6-0	187	Arcadia, Okla. (Edmond Memorial HS)

OKLAHOMA STAFF

	Coach	Alma Mater	Year at OU
Head Coach:	Lon Kruger	Kansas State '75	Sixth
Associate Head Coach:	Chris Crutchfield	Nebraska-Omaha '92	Sixth
Assistant Coach:	Carlin Hartman	Tulane '94	First
Assistant Coach:	Kevin Kruger	Arizona State '06	First
Director of Operations:	Mike Shepherd	Kansas State '92	Sixth
Video Coordinator:	Will Saxon	Oklahoma '15	First
Athletics Trainer:	Alex Brown	Appalachian State '79	Thirtieth
Strength and Performance Coach:	Bryce Daub	Central Washington '08	Second

PRONUNCIATION GUIDE

Khadeem Lattin: kuh-DEEM LAT-tin**Rashard Odomes:** ruh-SHARD**Jamuni McNeace:** juh-MUN-ee mick-NEESE**Darrion Strong-Moore:** DARE-ee-on

GAMEDAY STORYLINES

► Head coach **Lon Kruger** has used five different starting lineups throughout the first 11 games of the 2016-17 season. In Oklahoma's past two games, Kruger has started freshman **Jordan Shepherd** at point guard. Shepherd entered his first start (Dec. 17 vs. Memphis) averaging just 2.7 points and 8.8 minutes in his first nine games and had seen just one minute of action in the previous contest, but responded to the shake-up by scoring a career-high 18 points in his first career start. The freshman followed up his debut with a team-high 13 points against Auburn on Dec. 21.

► Ranked No. 4 in both the AP and Coaches polls, Baylor is OU's highest-rated opponent to date this season and the second team to face the Sooners while ranked in the AP Top 25. Oklahoma is 14-5 at home against AP Top 25 teams in the Kruger era, including 4-4 against top 10 teams and 1-2 versus teams in the top five. OU has won 12 of its last 14 home games against AP Top 25 opponents.

► Sophomore guard **Rashard Odomes** has scored in double figures seven times this season and ranks third on the team with 10.1 points per game. Odomes has seen one of the largest role increases for Oklahoma this season. After averaging 1.9 points (35 total points) in just 6.1 minutes per game in 2015-16, he has already tripled his total points output with 111 on the season in 24.2 minutes per contest.

► Oklahoma boasts a 35-10 (.778) home record during Big 12 play in the Lon Kruger era and has won 19 of its past 21 home conference games.

TONIGHT'S OPPONENT:

NO. 4/4 BAYLOR



SERIES HISTORY


Games	56
Standing	OU leads 44-12
At Norman	22-4
At Waco	OU leads 19-6
At Neutral Site	OU leads 3-2
Last Win	75-67 (3/1/16) in Norman
Last Home Win	75-67 (3/1/16)
Last Road Win	82-72 (1/23/16)
Last Loss	58-69 (1/24/15)
Last Home Loss	65-77 (1/24/12)
Last Road Loss	58-69 (1/24/15)
Largest Margin of Victory	49, 91-42 (2/8/03)
Largest Margin of Defeat	29, 60-91 (1/9/10)
Current Streak	OU, 2 wins

RECENT MEETINGS

Date	Location	Result	Score
3/1/16	Norman	W	75-67
1/23/16	Waco	W	82-72
1/24/15	Waco	L	58-69
1/3/15	Norman	W	73-63
3/13/13	Kansas City	L	73-78

NEXT OPPONENT:

TCU



Date and Time Jan. 3 at 8 p.m. CT
Site...Ed and Rae Schollmaier Arena, Fort Worth, Texas
TV ESPNU
TCU 2016-17 Record 11-1
TCU Head Coach Jamie Dixon
Record at TCU 11-1 (1st season)

TCU SERIES HISTORY

Games	20
Standing	OU leads 18-2
At Norman	OU leads 9-0
At Fort Worth	OU leads 8-1
At Neutral Site	Tied 1-1
Last Win	75-67 (3/5/16) in Fort Worth
Last Home Win	95-72 (2/2/16)
Last Road Win	75-67 (3/5/16)
Last Loss	67-70 (3/9/13) in Fort Worth
Last Home Loss	
Last Road Loss	67-70 (3/9/13)
Largest Margin of Victory	57, 91-34 (1919)
Largest Margin of Defeat	13, 67-70 (3/9/13)
Current Streak	OU, 6 wins



RECENT MEETINGS

Date	Location	Result	Score
3/5/16	Fort Worth	W	75-67
2/2/16	Norman	W	95-72
2/28/15	Norman	W	67-60
2/7/15	Fort Worth	W	68-56
3/8/14	Fort Worth	W	97-67

GAME OVERVIEW

For the first time in Big 12 Conference history, Oklahoma (6-5) begins conference play in December when it hosts No. 4/4 Baylor (12-0) at Lloyd Noble Center on Friday, Dec. 30. OU is 4-1 in Big 12 openers under Kruger and has opened conference play with a win in the past four seasons. The Sooners will face each team in the loaded Big 12 twice in a league that has sent seven of its 10 members to the NCAA Tournament in the past three-straight seasons. The Sooners' first five Big 12 games are all against teams with one or fewer losses. Those five teams (Baylor, TCU, Kansas State, Kansas, Texas Tech) combine for a record of 56-4. The Big 12 opener tips off at 6 p.m. CT and air on the Sooner Radio Network (KRXO 107.7 FM "The Franchise" in Oklahoma City; KTBZ 1430 AM in Tulsa) with **Toby Rowland** and **Kevin Henry** announcing. The game will be televised nationally on ESPN2 with **Doug Sherman** and **Fran Fraschilla** calling the action.

STATS COMPARISON

CATEGORY		
Overall Record	6-5	12-0
Points Per Game	80.1	79.6
Opp. Points Per Game	73.0	58.7
Rebounds Per Game	39.5	30.1
Rebounding Margin	+2.9	-
Field Goal Pct.	.451	.506
Opp. Field Goal Pct.	.416	.377
3-Point Pct.	.401	.378
Opp. 3-Point Pct.	.360	.289
Free Throw Pct.	.708	.740
Assists Per Game	13.4	.707
Turnovers Per Game	14.4	11.8
Blocked Shots Per Game	5.1	6.3
Steals Per Game	8.5	6.0

OKLAHOMA VS. BAYLOR SERIES HISTORY

- The Sooners and Bears will square off for the 57th time. Oklahoma is 44-12 all-time against the Bears and have won 39 of the last 46 meetings. The Sooners are 22-4 when facing Baylor in Norman and have not lost to the Bears at LNC since Jan. 24, 2012.
- OU won both contests against Baylor last season and have been victorious in four straight home games against the Bears.
- Oklahoma boasts a 8-4 advantage over Baylor during the Kruger era and are 4-1 at home.

OKLAHOMA VS. BAYLOR LAST MEETING

Oklahoma 73, Baylor 71 ■ March 1, 2016 ■ Lloyd Noble Center ■ Norman, Okla.

Score by periods	1st	2nd	Total	GAME LEADERS	OKLAHOMA	BAYLOR
Baylor	25	46	71	Points	Hield, 23	Two Players, 17
Oklahoma	46	27	73	Rebounds	Spangler, 13	Prince, 9
				Assists	Spangler, 5	Medford, 5

- Buddy Hield led all scorers with 23 points - including 13 points in the game's final eight minutes. Ryan Spangler collected a double-double with 15 points and 13 rebounds.
- Dante Buford, Khadeem Lattin and Jordan Woodard each scored 6 points.
- The Sooners scored 22 points off 16 Baylor turnovers.
- Oklahoma won the rebounding battle, 34-31, and pulled down 14 offensive boards.
- Four Oklahoma seniors posted a 3-pointer on 'Senior Night' (Isaiah Cousins, Buddy Hield, Ryan Spangler and Dinjiyi Walker). Cousins, Hield and Walker all registered at least two treys.
- Oklahoma went on an early 18-0 run and roared to a 26-3 lead on 9-for-13 shooting. Baylor didn't make its second field goal until more than 9 minutes had passed in the first half.

OKLAHOMA CAREER STATS VS. BAYLOR

Player	GP-GS	MIN	FG-FGA	3FG-FGA	FT-FTA	REB	AST	TO	BLK	STL	PTS
Jordan Woodard	7-7	29.7	22-55	11-29	17-21	1.7	5.6	2.0	0.0	2.0	10.3
Dante Buford	2-0	17.5	4-10	1-4	3-4	1.0	1.0	0.5	0.5	1.0	6.0
Khadeem Lattin	4-2	17.5	5-8	0-0	3-4	2.5	1.3	1.0	1.3	0.8	3.3
Jamuni McNeace	2-0	3.0	0-0	0-0	1-2	1.5	0.0	0.5	0.0	0.0	0.5
Rashard Odomes	1-0	2.0	0-0	0-0	0-0	0.0	0.0	2.0	0.0	0.0	0.0
Christian James	2-0	1.5	0-0	0-0	0-0	0.0	0.0	0.5	0.0	0.0	0.0
C.J. Cole	1-0	1.0	0-0	0-0	0-0	0.0	0.0	0.0	0.0	0.0	0.0
Daniel Harper	1-0	1.0	0-0	0-0	0-0	0.0	0.0	0.0	0.0	0.0	0.0

BIG 12 STANDINGS

Through Dec. 29

Team	Big 12			Overall		
	W	L	Pct.	W	L	Pct.
Baylor	0	0	.000	12	0	1.000
Kansas	0	0	.000	11	1	.917
Kansas State	0	0	.000	11	1	.917
TCU	0	0	.000	11	1	.917
Texas Tech	0	0	.000	11	1	.917
West Virginia	0	0	.000	11	1	.917
Oklahoma State	0	0	.000	10	2	.833
Iowa State	0	0	.000	8	3	.727
Oklahoma	0	0	.000	6	5	.545
Texas	0	0	.000	6	6	.500


OKLAHOMA QUICK FACTS
Official Name: University of Oklahoma

Location: Norman, Okla.

Founded: 1890

Enrollment: 30,813

Nickname: Sooners

Colors: Crimson and Cream

President: David L. Boren

Athletics Director: Joe Castiglione

Arena: Lloyd Noble Center (11,562)

First Year of Basketball: 1907-08

NCAA Tournament Appearances: 30 (41-30)

NIT Appearances: 7 (10-7)

All-Time Record: 1,623-1,035 (.611)

Regular Season Conference Championships:

14 (1928, 1929, 1939, 1940, 1942, 1944, 1947, 1949, 1979, 1984, 1985, 1988, 1989, 2005)

Conference Tournament Championships: 7

(1979, 1985, 1988, 1990, 2001, 2002, 2003)

Head Coach: Lon Kruger (Kansas State '75)

Career Record: 590-361 (30 years)

Oklahoma Record: 111-57 (5 years)

NCAA Appearances: 17 (most recent 2016)

NIT Appearances: 4 (most recent 2009)

Assistant Coaches: Chris Crutchfield (Nebraska-Omaha '92), Carlin Hartman (Tulane '94), Kevin Kruger (Arizona State '06)

Director of Operations: Mike Shepherd (Kansas State '92)

Video Coordinator: Will Saxon

Athletic Trainer: Alex Brown

Strength and Conditioning: Bryce Daub

Team Physician: Dr. Brock Schnebel

Equipment Manager: Marco Griego

Graduate Assistant Managers: Will Bryson, Byron Peak

Official Website: SoonerSports.com

OKLAHOMA'S LAST TIME OUT...

Auburn 74, Oklahoma 70 ■ Wednesday, Dec. 21 ■ Birthday of Basketball ■ Mohegan Sun Arena ■ Uncasville, Conn.

Score by periods	1st	2nd	Total
Auburn	34	40	74
Oklahoma	22	48	70

GAME LEADERS	OKLAHOMA	AUBURN
Points	Shepherd, 13	Two Players, 21
Rebounds	Two Players, 7	Heron, 12
Assists	Shepherd, 3	Dunans, 5

► Oklahoma (6-5) fell to Auburn (9-2), 74-70, at Mohegan Sun Arena in Uncasville, Conn., as part of the Birthday of Basketball. The Sooners fell victim to a 17-point deficit (45-28) with 16:41 left in the contest, but rallied to end the game within four. OU outscored the Tigers 48-38 in the second half.

► For the first time in four seasons, the Oklahoma lineup was without senior guard Jordan Woodard, who sat out due to a high leg injury. Woodard had started in 115 consecutive games for the Sooners – the second-longest starting streak among active NCAA Division I players (Valparaiso's Alec Peters leads the country with 116).

► Oklahoma forced 23 Auburn turnovers – the most committed by the Tigers this season and the most by an OU opponent this year. The 23 miscues were the most by a Sooner opponent since Weber State committed 23 on Dec. 22, 2014.

► OU's 17 offensive boards marked a season high for the squad. The previous best of 16 came against Oral Roberts on Dec. 7.

► The freshmen trio of Kristian Doolittle (seven points) Matt Freeman (eight points) and Jordan Shepherd (13 points) combined for 28 points on the night.

NEXT UP: TCU

► Oklahoma opens 2017 with its first Big 12 road contest of the season. The Sooners head to Fort Worth to face 11-1 TCU on Tuesday, Jan. 3 at 8 p.m. CT on ESPN.

► The Sooners own an 18-2 record over the Horned Frogs and have won six consecutive games over TCU. OU is 8-1 all-time against TCU in Fort Worth, with the only loss coming in 2013.

► Since TCU joined the Big 12 in 2012, the Sooners have gone 7-1 against the Frogs.

WATCHING WOODARD

► Senior guard **Jordan Woodard** has started in 115 of the Sooners' past 116 contests. Woodard sat out OU's Dec. 21 game against Auburn due to a high leg injury, ending a consecutive starts streak that was second in the nation among current NCAA Division I players.

► A 2015-16 All-Big 12 honorable mention selection, Woodard was the team's second-leading scorer last season with averages of 13.0 points (10th in Big 12), 3.4 assists (9th), 3.0 rebounds and 1.6 steals (5th) in 29.8 minutes. The Big 12 coaches voted Woodard a preseason All-Big 12 Honorable Mention selection ahead of the 2016-17 season.

► Woodard has seen remarkable development from season to season – particularly from behind the 3-point arc. After shooting 17-for-67 (.254) from 3-point range in 2014-15, Woodard sunk 80 treys on 176 attempts (.455) his junior year to finish second in the Big 12 in 3-point shooting.

► With three-plus seasons of experience in the Sooner starting lineup under his belt, Woodard has already made a dent in the OU record book. Sitting on 1,324 points at OU, Woodard recently became just the 21st Sooner to score over 1,300 points in a career. He surpassed both Blake Griffin (1,278) and Cameron Clark (1,284) in OU's all-time scoring rankings, moving up to No. 21 on the list. He also ranks in the top 10 of four statistical categories in the OU record book (free throws, free throw percentage, assists, steals).

► With 410 made foul shots and a career free throw percentage of .807, Woodard is just the seventh Sooner to ever sink 400 career free throws. No Sooner has ever finished his collegiate career with over 400 made free throws at a rate of over .800.

► Coming off of a 28-point performance against Wichita State, Woodard scored 22 points in his most recent outing against Memphis. Woodard's last two games are the first time in his career he has scored 20-plus points in consecutive games and represents his largest point total (50) in a two-game stretch.

WOODARD'S REMARKABLE IMPROVEMENT

SEASON	PPG	FG%	3FG%	3FGM
2014-15	9.3	.361	.254	17
2015-16	11.1	.416	.455	80
2016-17	17.6	.432	.426	26

WOODARD IN THE OU RECORD BOOKS
Points

19. Mookie Blaylock.....	1,338
20. Isaiah Cousins	1,326
21. Jordan Woodard	1,324

Assists

6. Hollis Price	462
7. Jan Pannell	449
8. Jordan Woodard	446

Free Throws

6. Les Lane.....	418
7. Tim McCalister.....	414
8. Jordan Woodard	410

Steals

7. Ricky Grace.....	178
8. Brent Price	177
9. Jordan Woodard	169

Free Throw Percent (min 175 att)

6. David Little.....	.822
7. Nolan Johnson.....	.814
8. Jordan Woodard806

WHERE OKLAHOMA RANKS...

Through Dec. 29

Offensive Stats	Big 12	NCAA
Points	80.1	6
Rebounds	39.5	10
Assists	13.4	9
FG %	.451	9
3FG%	.401	3
FT%	.708	4
Turnovers	14.4	9

Defensive Stats	Big 12	NCAA
Points Allowed	73.0	9
Opp. FG%	.416	9
Opp. 3FG%	.360	9
Steals	8.5	4
Blocks	5.1	4
Opp. Turnovers	15.6	5

WHERE THE SOONERS RANK IN THE BIG 12

Through Dec. 29

Scoring

3. Jordan Woodard.....	17.6
18. Christian James	12.4

Rebounding

14. Khadeem Lattin	5.9
--------------------------	-----

Assists

11. Jordan Woodard.....	3.6
-------------------------	-----

Steals

4. Jordan Woodard.....	2.1
7. Khadeem Lattin	1.9

Blocks

4. Khadeem Lattin	1.9
10. Jamuni McNeace.....	1.5

3-Point Field Goals Made

2. Jordan Woodard.....	2.6
10. Christian James	1.9

3-Point Field Goal Percentage

2. Christian James512
10. Jordan Woodard.....	.426

Free Throw Percentage

3. Jordan Woodard.....	.818
4. Khadeem Lattin800
15. Rashard Odomes.....	.644

Offensive Rebounds

14. Khadeem Lattin	2.0
--------------------------	-----

Defensive Rebounds

10. Jordan Woodard.....	4.4
-------------------------	-----

LATTIN BLOCK PARTY

► Junior forward **Khadeem Lattin** has already proven himself as one of the top shot blockers in Oklahoma program history. After 82 career games for the Sooners, Lattin ranks fifth in the OU record book in career blocks with 129.

► Owning a 7-foot-2 wingspan, Lattin averaged a Big 12-best 2.1 blocks per game in 2015-16, including 2.7 rejections in conference play. His efforts did not go unnoticed throughout the league, as he was voted to the Big 12 All-Defensive Team by conference coaches.

► His 77 total blocks in 2015-16 ranked 17th in the nation and fifth among players at Power Five schools. The forward registered at least six blocks on five occasions, including a career-best eight blocked shots vs. Texas Tech on Jan. 26.

► Lattin is off to another solid start on the defensive end in 2016-17, registering 21 blocks in 11 games. His 1.9 blocks per game ranks fourth in the Big 12. He's also tallied 21 steals this season, compared to his total of 32 in 36 games last season. Lattin is one of two Big 12 players ranked in the conference's top 10 for both blocks and steals. He has tallied multiple steals and multiple blocks in five of his last seven games.

► On the offensive end, Lattin has seen much improved production. After averaging 5.6 points on .557 shooting in 2015-16, Lattin boasts a 2016-17 average of 9.1 points on a .500 field goal percentage.

NEW ROLES AND NEW FACES

► After losing the senior trio of Isaiah Cousins, Buddy Hield and Ryan Spangler, the Sooners are looking to a roster that features 11 underclassmen (most of the Kruger era) to continue its development and growth as the season progresses.

► OU has benefited from a dramatic increase in scoring from guards **Christian James** and **Rashard Odomes**. After averaging 2.9 points per game in 2015-16, James is the second leading scorer for the Sooners through nine games, scoring 12.4 points per game on .440 shooting from the field and .512 from 3-point range (second in Big 12). James is the only returning Big 12 player to average less than 3.0 points in 2015-16 and over 12.0 points in 2016-17.

► Tallying just 35 total points in 2015-16 (1.9 per game), Odomes has already tripled his total points output with 111 on the season (averaging 10.1 per game).

► Oklahoma has seen potential from all four of its scholarship freshmen as the youngest Sooners have combined to produce seven games of double-digit scoring - most recently a 13-point showing from Jordan Shepherd in his second collegiate start (Dec. 21 vs. Auburn).

KRUGER KEEPS BUILDING

Lon Kruger has made his mark in college basketball as one of - if not the best - program rebuilders. Want proof? Look no further than what he's done with Oklahoma.

► In the two seasons before his hiring, the Sooners went 27-36 (.429) - capped by a 10th-place finish in the Big 12 in 2010-11. Since being brought on in 2011, Kruger has led the program to a 117-62 (.654) record, including a 102-46 (.689) mark over the past five seasons.

► Kruger's OU teams keep improving and have surpassed their win total from each subsequent season, with the 2015-16 squad finishing with a 29-8 record and making a trip to the Final Four. Before his arrival at OU, the Sooners had previously not been to the postseason since 2009 when they advanced to the NCAA Elite Eight.

► In five full seasons at Oklahoma, Kruger has produced four NCAA Tournament appearances, three top-three finishes in the Big 12, a national player of the year in Buddy Hield and a trip to the 2016 Final Four. Oklahoma was ranked in the top 10 of the AP Top 25 poll for every week of the 2015-16 season and made its first appearance as the poll's No. 1 team for the first time in more than 25 years.

► With 111 wins in his first five seasons at OU, Kruger owns the second most victories in the first five seasons of coaching the Sooners. Only Billy Tubbs accumulated more wins (115) in his first five years at OU. Kruger is the first coach in OU history to win six NCAA tournament games within his first five seasons.

► Boasting 596 career victories, Kruger ranks 10th in Division 1 wins among active coaches and 35th overall in NCAA Division I history.

OU'S CAREER BLOCKED SHOTS LEADERS

1. Al Beal.....	230
2. Stacey King	228
3. Wayman Tisdale.....	209
4. Johnnie Gilbert.....	132
5. Khadeem Lattin	129

SOPHOMORES STEPPING UP

Players	2015-16		2016-17	
	Points	Minutes	Points	Minutes
Christian James	2.9	9.4	12.4	25.5
Rashard Odomes	1.9	6.1	10.1	24.2
Jamuni McNeace	1.2	7.7	4.3	16.2

DOUBLE-DIGIT SCORING GAMES BY OU FRESHMEN

Player	Points	Game
Jordan Shepherd	18	Dec. 17 vs. Memphis
Kristian Doolittle	17	Nov. 29 vs. Northern Colorado
Matt Freeman	15	Nov. 13 vs. Northwestern State
Kameron McGusty	14	Nov. 20 vs. Clemson
Jordan Shepherd	13	Dec. 21 vs. Auburn
Kristian Doolittle	13	Nov. 18 vs. Northern Iowa
Kameron McGusty	11	Dec. 3 vs. Wisconsin

CAREER DIVISION I WINS

31. Billy Tubbs	609
32. Bill Self	603
33. Slats Gill	599
34. Tom Davis	597
35. Lon Kruger.....	596

OKLAHOMA IN THE LON KRUGER ERA

SINCE LON KRUGER WAS HIRED ON APRIL 1, 2011

Overall Record.....	117-62
Home.....	69-14
Road.....	23-32
Neutral.....	25-16
Record in Big 12 Regular Season Play.....	52-38
Home.....	35-10
Road.....	17-28
Record vs. Non-Conference Opponents.....	63-19
Home.....	34-4
Road.....	5-4
Neutral.....	24-11
vs. AP Top 25.....	24-30
Home.....	14-5
Road.....	5-17
Neutral.....	5-8
vs. AP Top 15.....	15-16
Home.....	8-4
Road.....	4-7
Neutral.....	3-5
vs. AP Top 10.....	8-13
Home.....	4-4
Road.....	2-5
Neutral.....	2-4
vs. AP Top 5.....	2-7
Home.....	1-2
Road.....	0-3
Neutral.....	1-2
vs. AP Ranked Big 12 Opponents.....	20-23
Home.....	14-5
Road.....	5-16
Neutral.....	1-2
vs. AP Ranked Non-Conference Opponents.....	4-7
Home.....	0-0
Road.....	0-1
Neutral.....	4-6
Both OU and Opponent are Ranked.....	18-14
Home.....	10-1
Road.....	4-8
Neutral.....	4-5

TEAM HIGHS IN THE LON KRUGER ERA

Points.....	111 vs. Central Arkansas, 12/3/15
FG Made.....	39 vs. Iowa State, 2/9/15
FG Attempted.....	88 vs. Kansas, 1/4/16
FG Percentage.....	.620 (31-50) vs. Baylor, 1/23/16
3FG Made.....	17 vs. Iowa State, 1/18/16
3FG Attempted.....	35 vs. Baylor, 3/13/14
3FG Percentage.....	.615 (8-13) vs. Okla. State, 1/12/13
FT Made.....	39 vs. Baylor, 2/23/13
FT Attempted.....	48 vs. Tulsa, 12/14/13
FT Percentage.....	1.000 (34-34) vs. Iowa State, 3/2/13
Total Rebounds.....	63 vs. S.C. State, 12/21/12
Assists.....	29 vs. Baylor, 1/23/16
Steals.....	16, Twice, Last: vs. Oral Roberts, 12/7/16
Blocks.....	14 vs. Texas Tech, 1/26/16
Opponent Turnovers.....	23, Twice, Last: vs. Auburn, 12/21/16

PLAYER HIGHS IN THE LON KRUGER ERA

Points.....	46, Buddy Hield vs. Kansas, 1/4/16
Rebounds.....	18, Ryan Spangler vs. Kansas, 1/4/16
Assists.....	18, Romero Osby vs. S.C. State, 12/21/11
Steals.....	12, Jordan Woodard vs. UT Arlington, 12/17/13

THERE'S NO PLACE LIKE HOME

It's known as the house Alvan Adams built and Wayman Tisdale filled. It's also where Billy Tubbs resurrected Oklahoma basketball, where Blake Griffin flew high and where Buddy Hield became Buddy Buckets. Now, Lon Kruger is continuing the remarkable run of Sooner success inside the Lloyd Noble Center.

- Oklahoma has gone 58-8 (.879) at Lloyd Noble Center in the past five years, including 32-3 (.914) in the last three seasons. Overall, the Sooners are 69-13 (.842) at the LNC in the Kruger era.
- The Sooners have won 437 of their last 504 encounters at Lloyd Noble Center, good for a remarkable .869 winning percentage. Included in the stretch was a school-record 51-game winning streak (ended in 1990-91). The Sooners also recorded a Big 12 Conference-record 37-game home court winning streak (ended in 2003).
- OU is 13-6 at home against AP Top 25 opponents in the Kruger era and has won 12 of the last 14 such contests.
- Oklahoma has won 126 of its last 132 non-conference games at LNC, including 60 of its last 63. The Sooners are 34-3 in Norman against non-conference opponents under Kruger.
- Overall, the Sooners own a 532-94 (.850) record in the LNC since the building opened in 1975.
- Student interest in OU basketball has continued to grow through Kruger's tenure. Student attendance has increased by more than 100 percent from Kruger's first season (2011-12). This year, OU student season tickets sold out in less than 24 hours – the fastest rate in the OU era.

IT'S NOT WHERE YOU START...

For the first time since 2013, the Sooners will start the season unranked in both the AP and Coaches preseason polls. Oklahoma was also voted sixth in the Big 12 Conference's preseason poll – its lowest preseason projection since 2012. Despite the preseason rankings, OU looks to continue an upward trend of surpassing expectations under Kruger.

► Oklahoma has finished as well or better than predicted in four of the five seasons under Kruger. In the only exception (2015-16), the Sooners were picked to finish second in the Big 12. While OU ended the 2015-16 regular season with the third best record in the Big 12, the Sooners advanced to the 2016 Final Four – the deepest NCAA Tournament run by a Big 12 team that season.

► The Sooners have also finished the past three seasons with a better ranking in the final AP and Coaches Polls compared to where each poll had pegged them at the start of the year.

► Prior to the 2016 AP preseason poll, the Sooners had received a Top-25 ranking for 36 consecutive weeks. Oklahoma has been ranked in the top 25 in 44 of the past 54 AP polls.

SOONERS VS. EXPECTATIONS UNDER LON KRUGER

Year	Big 12		AP Poll		Coaches Poll	
	Preseason	Finished	Preseason	Finished	Preseason	Finished
2011-12	9	8	--	--	--	--
2012-13	7	4	--	--	--	--
2013-14	5	2	--	21	--	27
2014-15	3	3	19	13	19	13
2015-16	2	3	8	7	8	4

SOONER TIP-INS

► **SWITCHING IT UP:** After five games of using the same starting lineup, head coach **Lon Kruger** swapped **Kristian Doolittle** for **Matt Freeman** at the forward position. It was the first time since February of 2013 that Kruger has adjusted a starting lineup during the season. **Dante Buford** received the start at the forward position in OU's next two games (Dec. 7 vs. Oral Roberts and Dec. 10 vs. Wichita State) before reuniting to Doolittle. The Sooners have used five different lineups this season – the second-most starting lineup combinations during his six seasons at Oklahoma. Kruger sent out six different lineups during the 2012-13 campaign.

► **GETTING TO THE LINE:** After shooting 95-of-147 (.646) from the free throw line in the first six games of the season, Oklahoma has shot 87-of-110 (.791) in its last five outings. Jordan Woodard (.818) and Khadeem Lattin (.800) both rank in the Big 12's top five in free throw percentage.

► **FROM DEEP:** Coming off of a prolific season of 3-point shooting in 2015-16 that included hitting a program-record 382-of-906 (.422) shots from behind the arc, the Sooners are off to another hot start from deep. Oklahoma ranks 22nd nationally and third in the Big 12 in 3-point field goal percentage (.410), sinking an average of 7.7 treys per game. OU has been paced by **Jordan Woodard** (26 made 3-pointers) and **Christian James** (21 made 3-pointers). James is second in the Big 12 by shooting his 3-point attempts at a 55.6 percent clip while Woodard is second in the conference in 3-point makes with 2.6 per game.

► **BULLDOGS BACK TOGETHER:** Oklahoma's starting lineup in the first five games included freshman forward **Kristian Doolittle**, the first freshman to start for the Sooners since **Jordan Woodard** in the 2013-14 season. Doolittle finished his debut with five points and three rebounds in 19 minutes. Doolittle and Woodard played together for one season at Edmond Memorial High School (Edmond, Okla.), winning the Oklahoma 6A title. The duo is the first pair of former high school teammates to start in a game for the Sooners since **Blake and Taylor Griffin** (Oklahoma Christian School in Edmond, Okla.) in 2008-09.

2016-17 STARTING LINEUPS

Lineup	Record
Woodard, James, Odomes, Doolittle, Lattin	4-1
Woodard, James, Odomes, Freeman, Lattin	1-1
Woodard, James, Odomes, Buford, Lattin	1-1
Shepherd, Woodard, Odomes, Doolittle, Lattin	0-1
Shepherd, James, Odomes, Doolittle, Lattin	0-1

RESULTS AND GAME LEADERS

Date	Opponent	W/L	Score	Margin	Attend.	Points Leader	Rebounds Leader	Assists Leader
11/13	Northwestern State	W	97-61	+36	8,456	Lattin - 19	Lattin - 11	Odomes - 5
11/17	vs. Tulane#	W	89-70	+19	1,991	Woodard - 22	Doolittle - 12	Woodard - 7
11/18	vs. Northern Iowa#	L	67-73 (OT)	-6	902	Doolittle, Woodard - 13	James, Odomes - 7	Odomes - 3
11/20	vs. Clemson#	W	70-64	+6	2,016	Woodard - 21	Doolittle - 7	Woodard - 9
11/25	Abilene Christian	W	72-64	+8	9,303	Woodard - 16	Lattin - 9	McGusty - 3
11/29	Northern Colorado	W	87-66	+21	7,579	Doolittle - 17	Woodard - 9	Woodard - 7
12/3	at Wisconsin (17)	L	70-90	-20	17,278	Odomes - 17	Lattin - 7	Four Players - 1
12/7	Oral Roberts	W	92-66	+26	8,034	James - 17	Three Players - 4	Shepherd - 4
12/10	Wichita State\$	L	73-76	-3	11,157	Woodard - 28	Lattin - 8	Strong-Moore - 5
12/17	Memphis	L	94-99 (OT)	-5	9,081	Woodard - 22	McNeace - 9	Odomes - 3
12/21	vs. Auburn!	L	70-74	-4	3,462	Shepherd - 13	Two Players - 7	Shepherd - 3

POINTS, REBOUNDS AND ASSISTS

Date	Opponent	0 STRONG-MOORE	1 ODOMES	3 JAMES	4 MCNEACE	5 FREEMAN	10 WOODARD	11 DOOLITTLE	12 LATTIN	13 SHEPHERD	15 QUINN	20 MCGUSTY	21 BUFORD	22 HARPER	25 COLE	30 THORPE	40 ANDERSON
11/13	Northwestern State	9-0-3	4-3-5	12-3-3	6-6-0	15-1-0	16-5-3	5-3-1	19-11-0	8-1-2	DNP	3-1-0	DNP	0-1-1	0-2-1	0-0-0	0-0-0
11/17	vs. Tulane#	4-0-3	15-4-1	12-4-4	6-9-0	6-2-0	22-6-7	8-12-0	10-4-2	2-0-2	DNP	4-2-2	DNP	DNP	DNP	DNP	DNP
11/18	vs. Northern Iowa#	0-1-1	11-7-3	9-7-2	2-4-0	3-2-2	13-4-2	13-5-2	11-6-0	0-0-1	DNP	3-1-0	DNP	DNP	2-1-0	DNP	DNP
11/20	vs. Clemson#	6-2-3	0-1-1	17-3-1	0-3-0	0-4-1	21-5-9	2-7-3	10-4-1	0-0-1	DNP	14-1-0	0-0-0	DNP	0-0-0	DNP	DNP
11/25	Abilene Christian	5-2-1	13-3-0	4-1-2	5-6-0	5-4-0	16-4-0	9-5-0	9-9-0	0-0-0	DNP	6-2-3	0-0-0	DNP	DNP	DNP	DNP
11/29	Northern Colorado	2-1-1	8-2-1	14-7-1	3-7-0	0-2-0	14-9-7	17-5-0	10-6-0	5-0-1	DNP	6-3-1	8-1-1	DNP	0-0-0	DNP	DNP
12/3	at Wisconsin (17)	7-0-1	17-1-1	11-4-1	0-2-0	0-2-0	9-5-1	4-3-0	9-7-0	0-0-0	DNP	11-1-0	2-1-0	DNP	0-0-0	DNP	DNP
12/7	Oral Roberts	3-1-3	12-3-3	17-4-1	2-0-1	9-3-0	15-3-2	9-4-1	9-4-2	9-2-4	DNP	8-3-2	0-3-0	DNP	0-0-0	0-3-0	0-0-0
12/10	Wichita State\$	0-2-5	10-2-1	15-6-0	2-4-0	3-0-0	28-7-4	8-5-0	3-8-0	0-0-0	DNP	0-0-0	4-1-1	DNP	DNP	DNP	DNP
12/17	Memphis	2-2-1	9-5-3	15-7-1	13-9-1	0-0-0	22-4-1	1-2-2	4-1-0	18-2-2	DNP	0-0-1	10-0-0	DNP	0-0-0	DNP	DNP
12/21	Auburn!	2-1-0	12-4-2	10-5-2	8-7-0	8-2-1	DNP	7-7-0	6-5-0	13-0-3	DNP	4-2-1	0-1-0	DNP	DNP	DNP	DNP

Tire Pros Invitational (Orlando, Fla.), \$ All-College Classic (Oklahoma City), ! Birthday of Basketball (Uncasville, Conn.)

GAME-BY-GAME TEAM STATS

		FG-A	Pct.	3FG-A	Pct.	FT-A	Pct.	O-D-T	PF	A	TO	B	S	1	2	OT	TP
11/13	Northwestern State	21-64	.328	4-15	.267	15-25	.600	16-16-32	15	11	17	0	8	27	34	-	61
	at Oklahoma	37-63	.587	9-18	.500	14-23	.609	13-28-41	22	19	14	7	7	46	51	-	97
11/17	vs. Tulane#	25-60	.417	11-22	.500	9-17	.529	6-25-31	25	16	15	9	5	35	35	-	70
	Oklahoma	32-62	.516	8-17	.471	17-28	.607	12-34-46	19	21	14	1	7	38	51	-	89
11/18	vs. Northern Iowa#	24-60	.400	12-31	.368	13-16	.813	5-27-32	18	12	13	6	10	18	41	14	73
	Oklahoma	21-56	.375	7-19	.368	18-22	.818	11-31-42	22	13	24	6	9	31	28	8	67
11/20	vs. Clemson#	21-68	.309	7-24	.292	15-21	.714	23-24-47	11	13	17	2	5	23	41	-	64
	Oklahoma	27-57	.474	10-20	.500	6-7	.857	5-28-33	23	20	13	7	9	35	35	-	70
11/25	Abilene Christian	24-57	.421	7-22	.318	9-19	.474	10-32-42	32	6	22	4	13	30	34	-	64
	at Oklahoma	20-55	.364	3-14	.214	29-46	.630	12-28-40	17	6	14	5	14	26	46	-	72
11/29	Northern Colorado	26-71	.366	10-33	.303	4-7	.571	13-22-35	16	14	15	0	11	34	32	-	66
	at Oklahoma	34-63	.540	8-23	.348	11-21	.524	13-32-45	13	13	16	9	11	40	47	-	87
12/3	at Wisconsin (17)	33-63	.524	12-27	.444	12-20	.600	10-21-31	14	15	5	4	5	37	53	-	90
	Oklahoma	25-51	.490	6-14	.429	14-17	.824	6-23-29	20	4	16	3	1	40	30	-	70
12/7	Oral Roberts	25-57	.439	10-24	.417	6-12	.500	7-22-29	11	12	20	1	6	27	39	-	66
	at Oklahoma	33-64	.516	11-23	.478	15-16	.938	9-28-37	12	19	13	3	16	43	49	-	92
12/10	Wichita State\$	25-63	.397	9-28	.321	17-23	.139	11-32-43	23	16	12	7	4	37	39	-	76
	at Oklahoma	20-65	.308	6-21	.286	27-34	.794	16-30-46	23	11	10	9	8	39	34	-	73
12/17	Memphis	33-58	.569	5-16	.313	28-32	.875	8-27-35	17	11	13	4	8	38	46	15	99
	at Oklahoma	35-73	.479	12-26	.462	12-17	.706	15-19-34	22	12	10	3	7	47	37	10	94
12/21	vs. Auburn!	22-50	.440	8-22	.364	22-29	.759	8-37-45	25	10	23	7	8	34	40	-	74
	Oklahoma	23-72	.319	5-17	.294	19-26	.731	17-24-41	27	9	14	3	5	22	48	-	70

HOW THE SOONERS SCORED

Date	Opponent	Points scored in...				Points scored from...						Points scored by...	
		1st Half	2nd Half	OT	Total	In the Paint	2-Pointers	3-Pointers	Free Throws	Fast Break	Off Turnovers	Starters	Bench
11/13	Northwestern State	46	51	-	97	52	56 (28-45)	27 (9-18)	14 (14-23)	16	13	46	41
11/17	vs. Tulane#	38	51	-	89	40	48 (24-45)	24 (8-17)	17 (17-28)	6	21	67	22
11/18	vs. Northern Iowa#	31	28	8	67	22	28 (14-37)	21 (7-19)	18 (18-22)	4	13	57	10
11/20	vs. Clemson#	35	35	-	70	22	34 (17-37)	30 (10-20)	6 (6-7)	10	25	50	20
11/25	Abilene Christian	26	46	-	72	28	34 (17-41)	9 (3-14)	29 (29-46)	0	20	51	21
11/29	Northern Colorado	40	47	-	87	52	52 (26-40)	24 (8-23)	11 (11-21)	16	17	46	41
12/3	at Wisconsin (17)	40	30	-	70	24	38 (19-37)	18 (6-14)	14 (14-17)	6	4	46	24
12/7	Oral Roberts	43	49	-	92	30	44 (22-41)	33 (11-23)	15 (15-16)	8	30	53	39
12/10	Wichita State\$	39	34	-	73	22	28 (14-44)	18 (6-21)	27 (27-34)	2	14	60	13
12/17	Memphis	47	37	10	94	34	46 (23-47)	36 (12-26)	12 (12-17)	6	18	54	40
12/21	Auburn!	22	48	-	70	32	36 (18-55)	15 (5-17)	19 (19-26)	4	17	48	22
Season Averages		37.0	41.5	9.0	80.1	32.5	40.4 (.401)	23.2 (.401)	16.6 (.708)	7.1	17.5	52.6	26.7

Tire Pros Invitational (Orlando, Fla.), \$ All-College Classic (Oklahoma City), ! Birthday of Basketball (Uncasville, Conn.)

DOUBLE-DIGIT PERFORMANCES AND GAME LEADERS

	10+ POINTS	20+ POINTS	30+ POINTS	10+ REBOUNDS	10+ ASSISTS	DOUBLE-DOUBLES	LED OU IN...		
							POINTS	REBOUNDS	ASSISTS
Richard Anderson	-	-	-	-	-	-	-	-	-
Dante Buford	1	-	-	-	-	-	-	-	-
C.J. Cole	-	-	-	-	-	-	-	-	-
Kristian Doolittle	2	-	-	1	-	-	1	4	-
Matt Freeman	1	-	-	-	-	-	-	-	-
Daniel Harper	-	-	-	-	-	-	-	-	-
Christian James	9	-	-	-	-	-	1	2	1
Khadeem Lattin	5	-	-	1	-	1	3	4	-
Kameron McGusty	2	-	-	-	-	-	-	1	2
Jamuni McNeace	1	-	-	-	-	-	-	1	-
Grant Quinn	-	-	-	-	-	-	-	-	-
Rashard Odomes	7	-	-	-	-	-	1	1	4
Jordan Shepherd	2	-	-	-	-	-	1	-	2
Darrion Strong-Moore	-	-	-	-	-	-	-	-	2
Marshall Thorpe	-	-	-	-	-	-	-	-	-
Jordan Woodard	10	4	-	-	-	-	6	1	4

GAME MARGINS

	1	2	3	4	5	6	7	8	9	10	11	12	13	14	15	16+	OU IN GAMES DECIDED BY ...	
Wins by...	-	-	-	-	-	1	-	1	-	-	-	-	-	-	-	4	5 points or less	0-3
Losses by...	-	-	1	1	1	1	-	-	-	-	-	-	-	-	-	1	6-10 points	2-1
																	11-19 points	1-0
																	20 or more points.....	3-1

LEADS AND DEFICITS

Largest lead.....	40 (96-56), vs. Northwestern State, 11/13	Largest halftime deficit in a win..	4 (30-26), vs. Abilene Christian, 11/25
Largest deficit.....	20 (90-70), at Wisconsin, 12/3	Largest deficit in a win	10 (15-5), vs. Abilene Christian, 11/25
Largest halftime lead	19 (46-27), vs. Northwestern State, 11/13	Largest winning margin.....	36 (97-61), vs. Northwestern State, 11/13
Largest halftime deficit	12 (34-22), vs. Auburn, 12/21	Largest losing margin	20 (90-70), at Wisconsin, 12/3

OU'S RECORD WHEN...

Home	4-2	Same 3-point field goals	0-0
Played at Lloyd Noble Center	4-1	Bench outscores or ties opponent bench.....	5-3
Road.....	0-1	Bench outscored by opponent bench	1-2
Neutral Site	2-2	More or same points in the paint.....	4-4
Overtime.....	0-2	Fewer points in the paint	2-1
Big 12 Conference Games.....	0-0	More or same fast break points	5-3
Non-Conference Games	6-5	Fewer fast break points.....	1-2
vs. AP Top 25 opponents	0-1	More or same second chance points.....	5-4
vs. Power Five school (Big 12, Big 10, Pac 12, SEC, ACC)	1-2	Fewer second chance points	1-1
vs. non-Power Five school.....	5-3	Outrebounds opponent.....	4-2
On no days rest.....	0-1	Tied or outrebounded by opponent	2-3
On one days rest	1-0	Same or fewer TOs than opp.	5-3
On two days rest.....	0-1	More TOs than opp.	1-2
On three days rest	2-2	Score fewer than 50 pts.	0-0
On four days rest	2-0	Score 50-59 pts.	0-0
One five+ days rest.....	0-1	Score 60-69 pts.	0-1
Ahead at the half.....	5-4	Score 70-79 pts.	2-3
Behind at the half	1-1	Score 80-89 pts.	2-0
Tied at the half.....	0-0	Score 90 or more pts.	2-1
FG% of .500 or more	4-0	Allow fewer than 50 pts.	0-0
FG% less than .500.....	2-4	Allow 50-59 pts.	0-0
Better FG% than opp.....	5-0	Allow 60-69 pts.	5-0
Worse FG% than opp.	1-5	Allow 70-79 pts.	1-3
Same FG% as opp.	0-0	Allow 80-89 pts.	0-0
More 3-point field goals.....	3-1	Allow 90 or more pts.	0-2
Fewer 3-point field goals.....	3-4		

OKLAHOMA TEAM HIGHS AND LOWS

STAT	FIRST HALF HIGH	SECOND HALF HIGH	GAME HIGH	FIRST HALF LOW	SECOND HALF LOW	GAME LOW
Points	47 vs. Memphis, 12/17	51 (Twice)	97 vs. Northwestern St, 11/13	22 vs. Auburn, 12/21	28 vs. Northern Iowa, 11/18	67 vs. Northern Iowa, 11/18
FG Made	19 vs. Memphis, 12/17	20 vs. Northwestern St, 11/13	37 vs. Northwestern St, 11/13	7 vs. Abilene Christian, 11/25	6 vs. Northern Iowa, 11/18	20 (Twice)
FG Attempted	35 (Twice)	38 vs. Auburn, 12/21	73 vs. Memphis, 12/17	23 vs. Abilene Christian, 11/25	22 vs. Northern Iowa, 11/18	51 vs. Wisconsin, 12/3
FG Percentage	.559 vs. Memphis, 12/17	.667 vs. Tulane, 11/17	.587 vs. Northwestern St, 11/13	.235 vs. Auburn, 12/21	.273 vs. Northern Iowa, 11/18	.308 vs. Wichita State, 12/20
3FG Made	6 vs. Memphis, 12/17	6 (Twice)	12 vs. Memphis, 12/17	1 (Twice)	1 vs. Wisconsin, 12/3	3 vs. Abilene Christian, 11/25
3FG Attempted	15 vs. No. Colorado, 11/29	14 vs. Clemson, 11/20	23 (Twice)	6 vs. Clemson, 11/20	5 vs. Tulane, 11/17	14 (Twice)
3FG Percentage	.667 vs. Clemson, 11/20	.800 vs. Tulane, 11/17	.500 (Twice)	.111 vs. Auburn, 12/21	.167 vs. Wisconsin, 12/3	.214 vs. Abilene Christian, 11/25
FT Made	14 vs. Wichita State, 12/20	18 vs. Abilene Christian, 11/25	29 vs. Abilene Christian, 11/25	3 (Twice)	3 vs. Clemson, 11/20	6 vs. Clemson, 11/20
FT Attempted	23 vs. Abilene Christian, 11/25	23 vs. Abilene Christian, 11/25	46 vs. Abilene Christian, 11/25	3 vs. Clemson, 11/20	4 vs. Clemson, 11/20	7 vs. Clemson, 11/20
FT Percentage	1.000 (Twice)	.867 vs. Northern Iowa, 11/18	.938 vs. Oral Roberts, 12/7	.444 vs. No. Colorado, 11/29	.583 vs. No. Colorado, 11/29	.524 vs. No. Colorado, 11/29
Off. Rebounds	9 vs. Auburn, 12/21	10 vs. Abilene Christian, 11/25	17 vs. Auburn, 12/21	2 (Twice)	3 (Twice)	5 vs. Clemson, 11/20
Def. Rebounds	19 (Twice)	18 vs. Wichita State, 12/20	34 vs. Tulane, 11/17	10 vs. Memphis, 12/17	8 (Twice)	19 vs. Memphis, 12/17
Total Rebounds	26 vs. Tulane, 11/17	26 vs. Wichita State, 12/20	46 (Twice)	17 (3 Times)	11 vs. Wisconsin, 12/3	29 vs. Wisconsin, 12/3
Assists	11 vs. Tulane, 11/17	10 (Twice)	21 vs. Tulane, 11/17	3 vs. (3 Times)	2 vs. Wisconsin, 12/3	4 vs. Wisconsin, 12/3
Steals	9 vs. Oral Roberts, 12/7	10 vs. Abilene Christian, 11/25	16 vs. Oral Roberts, 12/7	1 (Twice)	0 vs. Wisconsin, 12/3	1 vs. Wisconsin, 12/3
Blocks	6 vs. No. Colorado, 11/29	6 vs. Wichita State, 12/20	9 (Twice)	0 vs. Tulane, 11/17	1 (5 Times)	1 vs. Tulane, 11/17
Turnovers	10 vs. Clemson, 11/20	12 vs. Northern Iowa, 11/18	24 vs. Northern Iowa, 11/18	3 vs. Wichita State, 12/20	3 vs. Clemson, 11/20	10 vs. Wichita State, 12/20
Fouls	11 (3 Times)	17 vs. Auburn, 12/21	27 vs. Auburn, 12/21	6 vs. No. Colorado, 11/29	7 (Twice)	12 vs. Oral Roberts, 12/7
Points in the Paint	24 vs. No. Colorado, 11/29	30 vs. Northwestern St, 11/13	52 (Twice)	8 vs. Abilene Christian, 11/25	6 vs. Northern Iowa, 11/18	22 (3 Times)
Second-Chance Points	8 vs. Northwestern St, 11/13	10 (3 Times)	17 (Twice)	0 (Twice)	0 vs. Clemson, 11/20	0 vs. Clemson, 11/20
Fast Break Points	8 vs. Northwestern St, 11/13	10 vs. No. Colorado, 11/29	16 (Twice)	0 (Twice)	0 (Twice)	0 vs. Abilene Christian, 11/25
Points off Turnovers	15 vs. Clemson, 11/20	20 vs. Abilene Christian, 11/25	30 vs. Oral Roberts, 12/7	2 vs. Wisconsin, 12/3	2 vs. Wisconsin, 12/3	4 vs. Wisconsin, 12/3
Bench Points	24 vs. Memphis, 12/17	27 vs. Northwestern St, 11/13	41 (Twice)	10 vs. Northern Iowa, 11/18	0 vs. Northern Iowa, 11/18	10 vs. Northern Iowa, 11/18

OKLAHOMA INDIVIDUAL HIGHS

STAT	FIRST HALF HIGH	SECOND HALF HIGH	GAME HIGH
Points	11, 3 Times, Last: Jordan Woodard vs. Memphis, 12/17	17, Jordan Woodard vs. Wichita State, 12/20	28, Jordan Woodard vs. Wichita State, 12/20
FG Made	5, Jordan Woodard vs. Memphis, 12/17	5, 4 Times, Last: Rashard Odomes vs. Wisconsin, 12/3	9, Jordan Woodard vs. Memphis, 12/17
FG Attempted	11, Christian James vs. Wichita State, 12/20	10, Jordan Woodard vs. Clemson, 11/20	18, Jordan Woodard vs. Memphis, 12/17
3FG Made	3, Jordan Woodard vs. Wisconsin, 12/3	4, Christian James vs. Clemson, 11/20	5, Christian James vs. Clemson, 11/20
3FG Attempted	5, Christian James vs. Wichita State, 12/20	5, Twice, Last: Jordan Woodard vs. Wichita State, 12/20	10, Jordan Woodard vs. Northern Iowa, 11/18
FT Made	4, 4 Times, Last: Two Players vs. Wichita State, 12/20	7, Kristian Doolittle vs. Abilene Christian, 11/25	10, Jordan Woodard vs. Wichita State, 12/20
FT Attempted	5, Twice, Last: Kameron McGusty vs. Abilene Christian, 11/25	8, Kristian Doolittle vs. Abilene Christian, 11/25	10, Two Players vs. Wichita State, 12/20
Off. Rebounds	4, Twice, Last: Kristian Doolittle vs. Tulane, 11/17	4, Khadeem Lattin vs. Northern Iowa, 11/18	6, Khadeem Lattin vs. Northwestern St, 11/13
Def. Rebounds	5, Jamuni McNeace vs. Memphis, 12/17	6, Jamuni McNeace vs. No. Colorado, 11/29	7, 3 Times, Last: Two Players vs. Wichita State, 12/20
Total Rebounds	8, Jamuni McNeace vs. Memphis, 12/17	6, Jamuni McNeace vs. No. Colorado, 11/29	12, Kristian Doolittle vs. Tulane, 11/17
Assists	4, 4 Times, Last: Jordan Woodard vs. No. Colorado, 11/29	5, Jordan Woodard vs. Clemson, 11/20	9, Jordan Woodard vs. Clemson, 11/20
Steals	3, Twice, Last: Christian James vs. Oral Roberts, 12/7	3, 3 Times, Last: Khadeem Lattin vs. Oral Roberts, 12/7	4, Two Players vs. Oral Roberts, 12/7
Blocks	4, Khadeem Lattin vs. No. Colorado, 11/29	3, 3 Times, Last: Khadeem Lattin vs. Wichita State, 12/20	5, Khadeem Lattin vs. No. Colorado, 11/29

OKLAHOMA TOP INDIVIDUAL PERFORMANCES

POINTS

28, Jordan Woodard vs. Wichita State, 12/10
22, Jordan Woodard vs. Memphis, 12/17
22, Jordan Woodard vs. Tulane, 11/17
21, Jordan Woodard vs. Clemson, 11/20
19, Khadeem Lattin vs. Northwestern St, 11/13

STEALS

4, Christian James vs. Oral Roberts, 12/7
4, Khadeem Lattin vs. Oral Roberts, 12/7
4, Jordan Woodard vs. Tulane, 11/17
3, 7 Times, Last: Two Players vs. No. Colorado, 11/29

REBOUNDS

12, Kristian Doolittle vs. Tulane, 11/17
11, Khadeem Lattin vs. Northwestern St, 11/13
9, 4 Times, Last: Jamuni McNeace, 12/17

BLOCKS

5, Khadeem Lattin vs. No. Colorado, 11/29
4, Khadeem Lattin vs. Wichita State, 12/10
4, Khadeem Lattin vs. Northern Iowa, 11/18
3, Jamuni McNeace vs. Abilene Christian, 11/25
3, Jamuni McNeace vs. Northwestern St, 11/13

ASSISTS

9, Jordan Woodard vs. Clemson, 11/20
7, Jordan Woodard vs. No. Colorado, 11/29
7, Jordan Woodard vs. Tulane, 11/17
5, Darriion Strong-Moore vs. Wichita State, 12/10
5, Rashard Odomes vs. Northwestern St, 11/13

FIELD GOAL PERCENTAGE (MIN. 5 MAKES)

.875 (7-8), Kristian Doolittle vs. No. Colorado, 11/29
.857 (6-7), Matt Freeman vs. Northwestern St, 11/13
.833 (5-6), Khadeem Lattin vs. No. Colorado, 11/29
.778 (7-9), Khadeem Lattin vs. Northwestern St, 11/13

OPPONENT TEAM HIGHS AND LOWS

STAT	FIRST HALF HIGH	SECOND HALF HIGH	GAME HIGH	FIRST HALF LOW	SECOND HALF LOW	GAME LOW
Points	40 by Wisconsin, 12/3	53 by Wisconsin, 12/3	99 by Memphis, 12/17	18 by Northern Iowa, 11/18	32 by No. Colorado, 11/29	61 by Northwestern St,11/13
FG Made	14 (Twice)	19 by Wisconsin, 12/3	33 (Twice)	7 by Northern Iowa, 11/18	11 (3 Times)	21 (Twice)
FG Attempted	35 by No. Colorado, 11/29	39 by Clemson, 11/20	71 by No. Colorado, 11/29	25 by Memphis, 12/17	22 by Auburn, 12/21	50 by Auburn, 12/21
FG Percentage	.520 by Memphis, 12/17	.633 by Wisconsin, 12/3	.569 by Memphis, 12/17	.259 by Northern Iowa, 11/18	.300 by Wichita State, 12/10	.309 by Clemson, 11/20
3FG Made	6 by Tulane, 11/17	8 (Twice)	12 by Northern Iowa, 11/18	1 by Abilene Christian, 11/25	2 (Twice)	4 by Northwestern St,11/13
3FG Attempted	18 by No. Colorado, 11/29	16 by Abilene Christian, 11/25	33 by No. Colorado, 11/29	6 by Abilene Christian, 11/25	7 by Northwestern St,11/13	15 by Northwestern St,11/13
3FG Percentage	.545 by Tulane, 11/17	.571 by Wisconsin, 12/3	.500 by Tulane, 11/17	.167 by Abilene Christian, 11/25	.250 by Memphis, 12/17	.267 by Northwestern St,11/13
FT Made	9 by Memphis, 12/17	14 (Twice)	28 by Memphis, 12/17	1 by Oral Roberts, 12/7	1 by No. Colorado, 11/29	4 by No. Colorado, 11/29
FT Attempted	12 by Northern Iowa, 11/18	21 by Auburn, 12/21	32 by Memphis, 12/17	2 by Oral Roberts, 12/7	3 by Northern Iowa, 11/18	7 by No. Colorado, 11/29
FT Percentage	1.000 (Twice)	1.000 by Northern Iowa, 11/18	.875 by Memphis, 12/17	.333 by Tulane, 11/17	.250 by No. Colorado, 11/29	.474 by Abilene Christian, 11/25
Off. Rebounds	9 by Clemson, 11/20	14 by Clemson, 11/20	23 by Clemson, 11/20	1 by Oral Roberts, 12/7	2 (Twice)	5 by Northern Iowa, 11/18
Def. Rebounds	19 by Abilene Christian, 11/25	19 by Auburn, 12/21	37 by Auburn, 12/21	6 by Wisconsin, 12/3	5 by Northwestern St,11/13	16 by Northwestern St,11/13
Total Rebounds	26 by Abilene Christian, 11/25	27 by Clemson, 11/20	47 by Clemson, 11/20	12 by Memphis, 12/17	9 by Tulane, 11/17	29 by Oral Roberts, 12/7
Assists	11 by Wichita State, 12/10	10 by Wisconsin, 12/3	16 (Twice)	2 by Abilene Christian, 11/25	4 (Twice)	6 by Abilene Christian, 11/25
Steals	7 by Abilene Christian, 11/25	8 (Twice)	13 by Abilene Christian, 11/25	1 by Wichita State, 12/10	1 by Clemson, 11/20	4 by Wichita State, 12/10
Blocks	5 by Tulane, 11/17	5 by Wichita State, 12/10	9 by Tulane, 11/17	0 (4 Times)	0 (3 Times)	0 (Twice)
Turnovers	11 (3 Times)	14 (Twice)	23 by Auburn, 12/21	3 by Wisconsin, 12/3	1 by Wisconsin, 12/3	5 by Wisconsin, 12/3
Fouls	16 by Abilene Christian, 11/25	16 (Twice)	32 by Abilene Christian, 11/25	4 by Clemson, 11/20	6 by Memphis, 12/17	11 (Twice)
Points in the Paint	22 by Abilene Christian, 11/25	24 by Memphis, 12/17	52 by Memphis, 12/17	10 by Auburn, 12/21	10 by Abilene Christian, 11/25	22 (3 Times)
Second-Chance Points	8 by Abilene Christian, 11/25	10 by Tulane, 11/17	14 by Clemson, 11/20	0 by Auburn, 12/21	1 by Wichita State, 12/10	3 by Wichita State, 12/10
Fast Break Points	4 (Twice)	10 by Memphis, 12/17	12 by Memphis, 12/17	0 (5 Times)	0 (4 Times)	0 (Twice)
Points off Turnovers	11 by Abilene Christian, 11/25	14 by Wisconsin, 12/3	24 (Twice)	2 (Twice)	5 by Clemson, 11/20	7 by Clemson, 11/20
Bench Points	22 by Wichita State, 12/10	20 by Abilene Christian, 11/25	40 by Wichita State, 12/10	2 (Twice)	4 by Memphis, 12/17	8 by Memphis, 12/17

OPPONENT INDIVIDUAL HIGHS

STAT	FIRST HALF HIGH	SECOND HALF HIGH	GAME HIGH
Points	13, T.J. Dunans of Auburn, 12/21	18, Twice, Last: Nigel Hayes of Wisconsin, 12/3	28, Nigel Hayes of Wisconsin, 12/3
FG Made	5, 4 Times, Last: T.J. Dunans of Auburn, 12/21	6, Jaron Blossomgame of Clemson, 11/20	10, Dedric Lawson of Memphis, 12/17
FG Attempted	11, Jordan Davis of No. Colorado, 11/29	12, Jaron Blossomgame of Clemson, 11/20	20, Jordan Davis of No. Colorado, 11/29
3FG Made	4, Ethan Happ of Wisconsin, 12/3	4, Kris Martin of Oral Roberts, 12/7	5, Kris Martin of Oral Roberts, 12/7
3FG Attempted	6, Jordan Davis of No. Colorado, 11/29	7, Kris Martin of Oral Roberts, 12/7	10, 3 Times, Last: Kris Martin of Oral Roberts, 12/7
FT Made	4, Zach Brown of Wichita State, 12/10	9, Jared Harper of Auburn, 12/21	11, Jared Harper of Auburn, 12/21
FT Attempted	5, Nigel Hayes of Wisconsin, 12/3	10, Jared Harper of Auburn, 12/21	13, Nigel Hayes of Wisconsin, 12/3
Off. Rebounds	5, Sidy Djitte of Clemson, 11/20	3, 5 Times, Last: Markis McDuffie of Wichita State, 12/10	7, Sidy Djitte of Clemson, 11/20
Def. Rebounds	6, Jaren Lewis of Abilene Christian, 11/25	7, Daniel Purifoy of Auburn, 12/21	10, Twice, Last: Mustapha Heron of Auburn, 12/21
Total Rebounds	9, Sidy Djitte of Clemson, 11/20	7, Twice, Last: Daniel Purifoy of Auburn, 12/21	14, Sidy Djitte of Clemson, 11/20
Assists	4, Twice, Last: T.J. Dunans of Auburn, 12/21	4, Nigel Hayes of Wisconsin, 12/3	7, Twice, Last: Jordan Davis of No. Colorado, 11/29
Steals	2, 8 Times, Last: Mustapha Heron of Auburn, 12/21	5, Jeremy Morgan of Northern Iowa, 11/18	7, Jeremy Morgan of Northern Iowa, 11/18
Blocks	2, 5 Times, Last: Ethan Happ of Wisconsin, 12/3	4, Shaquille Morris of Wichita State, 12/10	5, Shaquille Morris of Wichita State, 12/10

OPPONENT TOP INDIVIDUAL PERFORMANCES

POINTS

28, Nigel Hayes of Wisconsin, 12/3
 26, Dedric Lawson of Memphis, 12/17
 25, Jeremiah Martin of Memphis, 12/17
 22, Jaron Blossomgame of Clemson, 11/20
 22, Klint Carlson of Northern Iowa, 11/18

STEALS

7, Jeremy Morgan of Northern Iowa, 11/18
 4, Mustapha Heron of Auburn, 12/21
 3, 4 Times, Last: Jalen Bradley of Oral Roberts, 12/7

REBOUNDS

14, Sidy Djitte of Clemson, 11/20
 13, KJ Lawson of Memphis, 12/17
 12, Mustapha Heron of Auburn 12/21
 12, Dedric Lawson of Memphis, 12/17
 12, Jaren Lewis of Abilene Christian, 11/25

BLOCKS

5, Shaquille Morris of Wichita State, 12/10
 4, Jeremy Morgan of Northern Iowa, 11/18
 4, Ryan Smith of Tulane, 11/17
 3, Dedric Lawson of Memphis, 12/17
 2, 6 Times, Last: Two Players from Auburn, 12/21

ASSISTS

7, Jordan Davis of No. Colorado, 11/29
 7, Malik Morgan of Tulane, 11/17
 6, Daishon Smith of Wichita State, 12/10
 6, Jalen Bradley of Oral Roberts, 12/7
 6, Nigel Hayes of Wisconsin, 12/3

FIELD GOAL PERCENTAGE (MIN. 5 MAKES)

.778 (7-9), Ethan Happ of Wisconsin, 12/3
 .750 (6-8), Markel Crawford of Memphis, 12/17
 .750 (6-8), D'Mitrik Trice of Wisconsin, 12/3
 .615 (8-13), Nigel Hayes of Wisconsin, 12/3
 .588 (10-17), Dedric Lawson of Memphis, 12/17

#40 RICHARD ANDERSON 6-2 180 FR GUARD MIDWEST CITY, OKLA. (MIDWEST CITY HS)


2016-17 AVERAGES				
GP-GS	PTS	REB	AST	MIN
2-0	0.0	0.0	0.0	2.0

► **2016-17:** Made his collegiate debut on Nov. 13 against Northwestern State, registering two minutes played.
 ► **HIGH SCHOOL:** Walk-on freshman from Midwest City, Okla...Valedictorian at Midwest City HS with a 4.0 GPA...Participated in OBCA All-Star Game...An honorable mention selection on the Oklahoman's 2016 Big All-City Team.

CAREER HIGHS

Points	3-Pt FG Made	FT Attempts	Blocks
FG Made	3-Pt FG Attempts	Rebounds	Steals
FG Attempts	FT Made	Assists	Minutes 3 vs. Oral Roberts (12/7/16)

#21 DANTE BUFORD 6-7 221 R-SO FORWARD GREENVILLE, S.C. (ARLINGTON COUNTRY DAY SCHOOL [FLA.])


2016-17 AVERAGES				
GP-GS	PTS	REB	AST	MIN
8-2	3.0	0.9	0.3	10.4

2015-16 AVERAGES				
GP-GS	PTS	REB	AST	MIN
36-0	3.5	1.8	0.6	12.3

► **2016-17:** Scored a season-high 10 points (3-of-5 from 3-point range) vs. Memphis on Dec. 17.
 ► **2015-16:** Appeared in 36 games off the bench, the second-most games played by a freshman in program history...Led the Sooner bench in points per game (3.5) and minutes (12.3)...Connected on 13-of-40 (.325) shots from behind the arc...Poured in a season-high 14 points at Iowa State (Jan. 18) on perfect 4-for-4 shooting from beyond the 3-point arc...Dished out a career-best four assists vs. CSUB in first round of NCAA Tournament (March 18)... A top-75 national recruit coming out of high school.

CAREER HIGHS

Points 14 vs. Iowa State (1/18/16)	3-Pt FG Made 4 vs. Iowa State (1/18/16)	FT Attempts 8 vs. West Virginia (1/16/16)	Blocks 2 (three times)
FG Made 4 (twice)	3-Pt FG Attempts 4 (twice)	Rebounds 8 at Memphis (11/17/15)	Steals 2 (twice)
FG Attempts 7 (four times)	FT Made 7 vs. West Virginia (1/16/16)	Assists 4 vs. CSUB (3/18/16)	Minutes 23 at Memphis (11/17/15)

#25 C.J. COLE 6-7 245 SR FORWARD SPERRY, OKLA. (SPERRY HS)


2016-17 AVERAGES				
GP-GS	PTS	REB	AST	MIN
7-0	0.3	0.4	0.1	2.9

2015-16 AVERAGES				
GP-GS	PTS	REB	AST	MIN
11-0	0.4	0.6	0.0	2.5

► **2015-16:** Appeared in 11 games off the bench, averaging 0.5 points and 0.4 rebounds in 2.5 minutes...Named to the Academic All-Big 12 first team...Graduated in May 2016 with a degree in chemical biosciences with a 3.97 GPA...Presented the Elite 90 Award at the 2016 Final Four, given to the student-athlete with the top GPA among Final Four participants.

CAREER HIGHS

Points 4 vs. Incarnate Word (11/24/15)	3-Pt FG Made	FT Attempts 2 (six times)	Blocks
FG Made 2 vs. Incarnate Word (11/24/15)	3-Pt FG Attempts 1 (three times)	Rebounds 3 (twice)	Steals 1 (11/13/13)
FG Attempts 3 vs. Incarnate Word (11/24/15)	FT Made 1 (twice)	Assists 2 (three times)	Minutes 8 (twice)

#11 KRISTIAN DOOLITTLE 6-7 236 FR FORWARD

EDMOND, OKLA. (EDMOND MEMORIAL HS)



2016-17 AVERAGES				
GP-GS	PTS	REB	AST	MIN
11-7	7.5	5.3	0.8	21.5

► **2016-17:** Scored a career-high 17 points on 7-of-8 shooting in 18 minutes off the bench against Northern Colorado (Nov. 29) - the most points by a Sooner off the bench since Feb. 2015...Had his first double-digit scoring performance with 13 points against Northern Iowa (Nov. 18)...Recorded his first game of double-digit rebounds when he pulled down 12 boards and scored eight points against Tulane...The first freshman to start for the Sooners since Jordan Woodard in the 2013-14 season.

► **HIGH SCHOOL:** Ranked as the No. 69 overall player in the 2016 class by ESPN and a four-star recruit by both Scout.com and 247Sports...Rated as the No. 1 high school recruit coming out of the state of Oklahoma by ESPN...Led Edmond Memorial to the Class 6A quarterfinals as a senior, scoring 31 points in the team's final game...As a senior, averaged 24.0 points, 13.0 rebounds and 5.0 assists...Named to the Central Oklahoma Athletic Conference First Team...Named to USA Today's All-USA Oklahoma Team...Named to the Oklahoman's Super Five team...Participated in the 2015 NIKE Global Challenge and averaged 10.8 points, 5.8 rebounds, 1.2 assists and 1.2 steals...Won the Class 6A state title his freshman season alongside current Sooner teammate Jordan Woodard...Older brother Kameron played football at Oklahoma State as a wide receiver.

CAREER HIGHS

Points	17 vs. No. Colorado (11/29/16)	3-Pt FG Made	1 (3 times)	FT Attempts	8 (twice)	Blocks	1 (twice)
FG Made	7 vs. No. Colorado (11/29/16)	3-Pt FG Attempts	2 (twice)	Rebounds	12 vs. Tulane (11/17/16)	Steals	2 (three times)
FG Attempts	8 (twice)	FT Made	7 vs. Abilene Christian (11/25/16)	Assists	3 vs. Clemson (11/20/16)	Minutes	34 vs. Northern Iowa (11/18/16)

#5 MATT FREEMAN 6-10 224 R-FR FORWARD

AUCKLAND, NEW ZEALAND (WESTLAKE BOYS HS)



2016-17 AVERAGES				
GP-GS	PTS	REB	AST	MIN
11-2	4.5	2.0	0.4	11.5

► **2016-17:** Made his first collegiate start on Nov. 29 against Northern Colorado...In his OU debut (Nov. 13 vs. Northwestern State), shot 6-of-7 from the field and 3-of-4 from 3-point range to score 15 points...His 15 points were the most by a Sooner freshman in a season opener since Steven Pledger (21 in 2009) and the most points off the bench by an OU player since Rashard Odomes (15, Nov. 20, 2015).

► **HIGH SCHOOL:** Joined the Sooners midway through the 2015-16 season as a redshirt after graduating in the fall of 2015...Ranked as a four-star recruit by Rivals.com and earned three stars from both Scout.com and 247Sports...Attended Westlake Boys High School in Auckland, New Zealand where he averaged 31.0 points and 13.0 rebounds in his senior season...Scored a combined 135 points in the final three games of his high school career...At the 2015 Adidas Global Nations in California he averaged 17.8 points, 3.3 rebounds and 1.5 assists for the Asian Pacific Team...Member of the New Zealand squad which won the 2015 FIBA Under-18 3x3 World Championship finals in Hungary, defeating Argentina in the finals...Born in Auckland, New Zealand.

CAREER HIGHS

Points	15 vs. Northwestern St (11/13/16)	3-Pt FG Made	3 vs. Northwestern St (11/13/16)	FT Attempts	2 (twice)	Blocks	1 (twice)
FG Made	6 vs. Northwestern St (11/13/16)	3-Pt FG Attempts	4 (Twice)	Rebounds	4 (3 times)	Steals	1 (twice)
FG Attempts	7 (twice)	FT Made	2 vs. Auburn (12/21/16)	Assists	2 vs. Northern Iowa (11/18/16)	Minutes	20 vs. Tulane (11/17/16)

#22 DANIEL HARPER 6-1 190 SR GUARD

NORMAN, OKLA. (NORMAN HS)



2016-17 AVERAGES				
GP-GS	PTS	REB	AST	MIN
1-0	0.0	1.0	1.0	2.0

► **2015-16:** A walk-on guard...In seven games, tallied 15 total minutes for an average of 2.1 per contest...His two steals vs. McNeese State (Nov. 20) marked a career high...Registered a career-high four minutes vs. Central Arkansas (Dec. 3).

2015-16 AVERAGES				
GP-GS	PTS	REB	STL	MIN
5-0	0.0	0.2	0.6	1.9

CAREER HIGHS

Points	3 vs. Texas Tech (1/28/15)	3-Pt FG Made	1 vs. Texas Tech (1/28/15)	FT Attempts	None	Blocks	None
FG Made	1 vs. Texas Tech (1/28/15)	3-Pt FG Attempts	1 (three times)	Rebounds	1 (four times)	Steals	2 vs. McNeese State (11/20/15)
FG Attempts	1 (six times)	FT Made	None	Assists	1 (three)	Minutes	4 vs. UCA (12/3/15)

#3 CHRISTIAN JAMES 6-4 218 SO GUARD HOUSTON, TEXAS (BELLAIRE HS)



2016-17 AVERAGES				
GP-GS	PTS	REB	AST	MIN
11-10	12.4	4.6	1.6	25.5

2015-16 AVERAGES				
GP-GS	PTS	REB	AST	MIN
35-0	2.9	1.7	0.5	9.4

► **2016-17:** Through 11 games, is shooting 21-for-41 (.512) from behind the arc, already surpassing his 2015-16 season total (17-of-34 in 35 games)...His 3-point field goal percentage of .512 ranks second among all Big 12 players...Tied a career-high 17 points against Oral Roberts (Dec. 7) while picking off a career-best four steals...Notched 14 points and seven rebounds against Northern Colorado (Nov. 29)...Scored 14 second-half points on 5-of-7 shooting and finished with a career-best 17 points and 5-of-5 shooting from 3-point range vs. Clemson (Nov. 20)...First Sooner to shoot 100 percent from 3-point range on at least five attempts since Buddy Hield went 7-for-7 in Nov., 2014...Scored double figures in back-to-back games for the first time in his career by tallying 12 points against both Northwestern State (Nov. 13) and Tulane (Nov. 17).

► **2015-16:** Saw action in 35 games – the fourth-most games played by a freshman in OU history...Averaged

2.9 points and 1.7 rebounds in 9.4 minutes per contest...Shot .426 (29-68) from the floor, .500 (17-34) from beyond the arc and .771 (27-35) from the free throw line...Saw an increased role during the Sooners' postseason run, averaging 17.0 minutes in the Big 12 Championship Semifinals and five NCAA Tournament games... In five NCAA Tournament games, averaged 4.8 points and 3.6 rebounds...Pulled down a career-high 10 rebounds in West Regional Final versus Oregon on March 26...Scored in double figures on four occasions: Dec. 3 vs. Central Arkansas (11), Feb. 2 vs. TCU (12), March 11 vs. West Virginia (Big 12 Championship Semifinals, 13) and March 24 vs Texas A&M (NCAA Tournament, 12).

CAREER HIGHS

Points	17 (twice)	3-Pt FG Made	5 vs. Clemson (11/20/16)	FT Attempts	10 vs. Wichita State (12/10/16)	Blocks	1 (five times)
FG Made	6 (twice)	3-Pt FG Attempts	6 vs. Texas A&M (3/24/16)	Rebounds	10 vs. Oregon (3/26/16)	Steals	2 (three times)
FG Attempts	17 vs. Wichita State (12/10/16)	FT Made	8 vs. Wichita State (12/10/16)	Assists	3 (three times)	Minutes	33 vs. Wichita State (12/10/16)

#12 KHADEEM LATTIN 6-9 212 JR FORWARD HOUSTON, TEXAS (REDEMPTION CHRISTIAN HOME SCHOOL ACADEMY)



2016-17 AVERAGES				
GP-GS	PTS	REB	BLK	MIN
11-11	9.1	5.9	1.9	23.0

2015-16 AVERAGES				
GP-GS	PTS	REB	BLK	MIN
37-37	5.6	5.3	2.1	22.0

► **2016-17:** One of only two Big 12 players ranked in the conference's top 10 for blocks (1.9 per game) and steals (1.9)...He has tallied multiple steals and multiple blocks in five of his last eight games...Entering the year with six career games of double-digit scoring, he has scored 10 or more points in five of OU's 11 contests this season...Swatted a season-best five blocks vs. Northern Colorado (Nov. 29)...Tallied a season-high four blocks against Northern Iowa (Nov. 18)...Opened the year with a career-high 19 points (7-of-9 shooting), 11 rebounds and two blocks for his third career double-double...One of two returning starters from the 2016 Final Four squad...Ranks fifth in program history in career blocked shots with 129.

► **2015-16:** Started all 37 games for the Sooners, averaging 5.6 points, 5.3 rebounds (3rd on the team, 17th in Big 12) and 2.1 blocks per contest (1st in Big 12)...His 77 blocks in 2015-16 were the third most in school

history and helped earn his way onto the Big 12 All-Defensive Team...His 2.1 blocks per game led all Big 12 players...Boasted the highest field goal percentage on the team by shooting 88-of-158 (.557)...Recorded two double-doubles: at Kansas on Jan. 4 (10 points, 14 rebounds) and vs. Kansas State on Jan. 9 (10 points, 10 rebounds)...Averaged 2.7 rebounds per game in league contests (led Big 12)...Registered at least six blocks on five occasions...Swatted a career-high eight shots vs. Texas Tech Jan. 26)...Tallied career-high 17 points versus Hawaii (Dec. 23)...Pulled down a career-best 14 rebounds at Kansas (Jan. 4).

CAREER HIGHS

Points	19 vs. Northwestern St (11/13/16)	3-Pt FG Made	None	FT Attempts	6 (five times)	Blocks	8 vs. Texas Tech (1/26)
FG Made	7 (twice)	3-Pt FG Attempts	1 (three times)	Rebounds	14 vs. Kansas (1/4/16)	Steals	4 vs. Oral Roberts (12/7/16)
FG Attempts	10 vs. Clemson (11/20/16)	FT Made	5 (four times)	Assists	3 vs. Baylor (1/23/16)	Minutes	46 vs. Kansas (1/4/16)

#20 KAMERON MCGUSTY 6-5 191 FR GUARD KATY, TEXAS (SUNRISE CHRISTIAN ACADEMY [KAN.])



2016-17 AVERAGES				
GP-GS	PTS	REB	AST	MIN
11-0	5.4	1.5	0.9	14.4

► **2016-17:** Shot a perfect 4-of-4 from the field to score 11 points in his first true road game (Dec. 3 at Wisconsin)...Registered career highs in rebounds (three) and blocks (two) vs. Northern Colorado (Nov. 29)...Reached double-digit points for the first time in his career, scoring 14 points on 6-of-8 shooting vs. Clemson (Nov. 20).

► **HIGH SCHOOL:** Ranked as the 33rd and 40th overall recruit by Scout.com and ESPN.com, respectively...247Sports named him the fifth-best shooting guard in the 2016 class and the sixth-best overall recruit from the state of Texas...Ranked as a four-star recruit by Rivals.com and Scout.com...Spent his senior season at Sunrise Christian Academy in Bel Aire, Kan. – the alma mater of former OU guard Buddy Hield...Averaged 22 points, five assists and three rebounds as a junior at Seven Lakes High School in Texas.

CAREER HIGHS

Points	14 vs. Clemson (11/20/16)	3-Pt FG Made	2 vs. Oral Roberts (12/7/16)	FT Attempts	5 vs. Abilene Christian (11/25/16)	Blocks	2 vs. No. Colorado (11/29/16)
FG Made	6 vs. Clemson (11/20/16)	3-Pt FG Attempts	5 (twice)	Rebounds	3 (twice)	Steals	2 vs. Clemson (11/20/16)
FG Attempts	8 vs. Clemson (11/20/16)	FT Made	4 vs. Abilene Christian (11/25/16)	Assists	3 vs. Abilene Christian (11/25/16)	Minutes	21 vs. Abilene Christian (11/25/16)

#4 JAMUNI MCNEACE 6-10 215 R-SO CENTER

ALLEN, TEXAS (ALLEN HS)



2016-17 AVERAGES				
GP-GS	PTS	REB	BLK	MIN
11-0	4.3	5.2	1.5	16.2

2015-16 AVERAGES				
GP-GS	PTS	REB	BLK	MIN
27-0	1.2	1.4	0.3	7.7

►**2016-17:** In a career-high 33 minutes of action against Memphis (Dec. 17), posted a career-best 13 points on 6-of-8 shooting while pulling down a career-high-tying nine boards...Ranks eighth in the Big 12 in blocks per game (1.7)...Pulled down a career-best nine rebounds vs. Tulane (Nov. 17).

►**2015-16:** Came off the bench on 27 occasions in, averaging 1.2 points and 1.4 rebounds in 7.7 minutes per contest...Shot .545 (12-22) from the floor and .429 (9-21) from the foul line...Tallied eight blocks and two steals on the season...Played in a season-high 14 minutes on two occasions: March 5 at TCU and March 24 vs. Texas A&M.

CAREER HIGHS

Points	13 vs. Memphis (12/17/16)	3-Pt FG Made	7 vs. Auburn (12/21/16)	Blocks	3 (twice)
FG Made	6 vs. Memphis (12/17/16)	3-Pt FG Attempts	9 (twice)	Steals	1 (four times)
FG Attempts	8 vs. Memphis (12/17/16)	FT Made	1 (three times)	Minutes	33 vs. Memphis (12/17/16)

#1 RASHARD ODOMES 6-6 212 SO GUARD

COPPERAS COVE, TEXAS (COPPERAS COVE HS)



2016-17 AVERAGES				
GP-GS	PTS	REB	AST	MIN
11-11	10.1	3.2	1.9	24.2

2015-16 AVERAGES				
GP-GS	PTS	REB	AST	MIN
18-0	1.9	0.8	0.3	6.1

►**2016-17:** Tallying just 35 points in 2015-16 (1.9 per game), has already tripled his total points output with 111 on the season (averaging 10.1 per game)...Has scored in double figures in four of his last five games...Produced a career-high 17 points (12 in the second half) on 7-of-10 shooting at Wisconsin (Dec. 3)...Pulled down a career-best seven rebounds while scoring 11 points vs. Northern Iowa (Nov. 18)...Scored 15 points on 7-of-11 shooting against Tulane (Nov. 17).

►**2015-16:** Appeared in 18 games, averaging 1.9 points and 0.8 rebounds in 6.1 minutes per contest...Shot .458 (11-24) from the floor, .333 (1-3) from 3-point range and .571 (12-21) from the free throw line...Registered a season-high 15 points on 6-of-7 shooting at home against McNeese State (Nov. 20) – the most points by a Sooner coming off the bench...His six FGM, seven FGA and 18 minutes in the McNeese State game also marked season highs...Appeared in three postseason games (March 18 vs. CSUB and March 20 vs. VCU, April 2 vs. Villanova).

CAREER HIGHS

Points	17 vs. Wisconsin (12/3/16)	3-Pt FG Made	1 vs. McNeese State (11/20/15)	FT Attempts	7 vs. Abilene Christian (11/25/16)	Blocks	1 vs. Villanova (4/2/16)
FG Made	7 (twice)	3-Pt FG Attempts	2 vs. Oral Roberts (12/7/16)	Rebounds	7 vs. Northern Iowa (11/18/16)	Steals	3 vs. Northwestern St (11/13/16)
FG Attempts	13 vs. Auburn (12/21/16)	FT Made	6 vs. Oral Roberts (12/7/16)	Assists	5 vs. Northwestern St (11/13/16)	Minutes	36 vs. Northern Iowa (11/18/16)

#15 GRANT QUINN 6-4 185 FR GUARD

ARGYLE, TEXAS (LIBERTY CHRISTIAN HS)



2016-17 AVERAGES				
GP-GS	PTS	REB	AST	MIN
-	-	-	-	-

►**HIGH SCHOOL:** A walk-on guard yet to see action for the Sooners...Named to the TAPPS All-District Second Team and TAPPS Academic All-State Team his senior season...Averaged 15 points per game as a senior...Graduated from Liberty Christian HS with a 3.8 GPA...Strung together a five-game streak with at least four 3-pointers his senior year...Played for coach Lance Burroughs...Also competed in track and field.

CAREER HIGHS

Points	3-Pt FG Made	FT Attempts	Blocks
FG Made	3-Pt FG Attempts	Rebounds	Steals
FG Attempts	FT Made	Assists	Minutes

#13 JORDAN SHEPHERD 6-2 180 FR GUARD ASHEVILLE, N.C. (ASHEVILLE CHRISTIAN ACADEMY)



2016-17 AVERAGES

GP-GS	PTS	REB	AST	MIN
11-2	5.0	0.5	1.5	13.1


►**2016-17:** Earned his first career start on Dec. 17 against Memphis...Entering the Memphis game averaging just 2.7 points and 8.8 minutes, posted a career-high 18 points in his starting debut, adding two rebounds, two assists, one block and one steal in 37 minutes...Scored a nine points on 4-of-5 shooting with four dimes against Oral Roberts (Dec. 7)...Opened his collegiate career with eight points, two assists, two steals, one rebound and one block vs. Northwestern State (Nov. 13).

►**HIGH SCHOOL:** Honored as the 2015-16 Carolinas Athletic Association's Player of the Year after averaging 19.2 points, 5.1 assists, 5.1 rebounds and 2.1 steals per game as a senior...Named to the NCISAA 2-A All-State Team...Originally committed to James Madison but chose to reopen his recruitment after the program announced a coaching change.

CAREER HIGHS

Points	18 vs. Memphis (12/17/16)	3-Pt FG Made	2 vs. Memphis (12/17/16)	FT Attempts	4 (3 times)	Blocks	1 (4 times)
FG Made	6 vs. Memphis (12/17/16)	3-Pt FG Attempts	4 vs. Memphis (12/17/16)	Rebounds	2 (twice)	Steals	2 (twice)
FG Attempts	14 vs. Memphis (12/17/16)	FT Made	4 (twice)	Assists	4 vs. Oral Roberts (12/7/16)	Minutes	33 vs. Memphis (12/17/16)

#0 DARRION STRONG-MOORE 6-1 180 JR GUARD CHICAGO, ILL. (COFFEYVILLE COMMUNITY COLLEGE [KAN.])



2016-17 AVERAGES

GP-GS	PTS	REB	AST	MIN
11-0	3.5	1.1	2.0	17.5

►**2016-7:** Dished out a career-high five assists vs. Wichita State (Dec. 10)...Made his Sooner debut on Nov. 13 vs. Northwestern State, scoring nine points (4-of-5 shooting) with three assists in 15 minutes.

►**JUNIOR COLLEGE:** A three-star recruit by Rivals.com...Wrapped up his junior college career at Coffeyville Community College in Kansas...Last season as a sophomore, played in 30 games (all starts) and averaged 17.7 points, 3.3 assists and 2.8 rebounds per game while shooting .443 from the floor and .324 from long range...As a freshman in 2014-15, averaged 21.3 points and 2.2 assists per game while shooting .471 from the field and .420 from 3-point range...Was named freshman of the year and MVP of the Kansas Jayhawk Community College Conference and was named a third-team NJCAA All-American.

CAREER HIGHS

Points	9 vs. Northwestern St (11/13/16)	3-Pt FG Made	2 vs. Clemson (11/20/16)	FT Attempts	3 vs. No. Colorado (11/29/16)	Blocks	1 vs. Auburn (12/21/16)
FG Made	4 vs. Northwestern St (11/13/16)	3-Pt FG Attempts	4 vs. No. Colorado (11/29/16)	Rebounds	2 (Twice)	Steals	1 (3 times)
FG Attempts	5 (five times)	FT Made	2 (twice)	Assists	5 vs. Wichita State (12/10/16)	Minutes	27 vs. Wisconsin (12/3/16)

#30 MARSHALL THORPE 6-9 235 R-FR FORWARD TULSA, OKLA. (BISHOP KELLEY HS)



2016-17 AVERAGES

GP-GS	PTS	REB	BLK	MIN
2-0	0.0	1.5	0.5	2.5

►**2016-17:** A walk-on forward in his first season with the program...Pulled down three rebounds in three minutes against Oral Roberts (Dec. 7)...Made his OU debut on Nov. 13 vs. Northwestern State.

►**HIGH SCHOOL:** Played at Bishop Kelley HS for coach Danny Limes...Named to the all-tournament first team for the eight-team Bishop Kelley Invitational...An all-state academic selection and member of the National Honors Society...Grew seven inches taller between his sophomore and senior years.

CAREER HIGHS

Points		3-Pt FG Made		FT Attempts		Blocks	1 vs. Northwestern St (11/13/16)
FG Made		3-Pt FG Attempts		Rebounds	3 vs. Oral Roberts (12/7/16)	Steals	1 vs. Oral Roberts (12/7/16)
FG Attempts	1 vs. Oral Roberts (12/7/16)	FT Made		Assists		Minutes	3 vs. Oral Roberts (12/7/16)

#10 JORDAN WOODARD

6-0

187

SR

GUARD

ARCADIA, OKLA. (EDMOND MEMORIAL HS)



2016-17 AVERAGES

GP-GS	PTS	REB	AST	MIN
10-10	17.6	5.2	3.6	30.0

2015-16 AVERAGES

GP-GS	PTS	REB	AST	MIN
37-37	11.1	3.0	3.4	29.8

►**2016-17:** A 2016 Preseason All-Big 12 Team honorable mention selection...Has started in 115 of OU's last 116 games...Ranks third in scoring among Big 12 players (17.6 points per game)...His 2.6 made 3-point field goals a game ranks second in the conference...Scored a career-high-tying 28 points against Wichita State (Dec. 10)...Followed up his 28 points by scoring 22 on Dec. 17 vs. Memphis - the first time in his career he has scored 20-plus points in consecutive games and the largest point total (50) in a two-game stretch...Strung together five straight games of three or more steals (Nov. 17-29), the first Sooner to put together such a streak since Eduardo Najera in 1998-99...Stuffed the stat sheet against Northern Colorado (Nov. 29) with 14 points, nine rebounds, seven assists and three steals...Named to the Tire Pros Invitational All-Tournament Team, averaging 18.7 points, 6.0 assists, 5.0 rebounds and 3.3 steals during the three-game tournament in Orlando, Fla... Totaled 21 points,

nine assists, five rebounds and four steals vs. Clemson (Nov. 20) - the first game in his career that he dished out nine assists while scoring at least 20 points...Scored 16 second-half points and finished with a season-high 22 points with seven assists, six rebounds and four steals against Tulane (Nov. 17) - the first game in his career he has surpassed 20 points, five rebounds and five assists (he accomplished the feat again on Nov. 20 vs. Clemson)...Opened the season with 16 points, five rebounds and three assists in 20 minutes (Nov. 13 vs. Northwestern State...Boasts 13 career games of 20+ points...On pace to finish in top three in OU history in assists...Ranks eighth in program history in career assists (446) and career free throw percentage (.806)...Owns the ninth most career steals in program history (169)...With 1,324 career points, ranks 21st on OU's career points list.

►**2015-16:** Voted All-Big 12 Honorable Mention by league coaches...Started all 37 games of the season...Averaged career highs in both points (13.0) and assists (3.4) per game and also averaged 3.0 rebounds and 1.6 steals (fifth in Big 12) per contest...His 13.0 points per game ranked second on the team and 10th overall in the Big 12...His assists per game total ranked ninth among conference foes...Shot .416 (151-363) from the floor, .455 (80-176) from 3-point range (second in Big 12) and .805 (99-123) from the charity stripe (seventh in Big 12)...In five NCAA Tournament games, averaged 15.8 points, 3.2 rebounds and 2.8 assists in 29.8 minutes...Had 27 double figures scoring games on the year...Registered six games of 20 or more points.

CAREER HIGHS

Points	28 (twice)	3-Pt FG Made	6 (twice)	FT Attempts	22 vs. Tulsa (12/14/13)	Blocked Shots	1 (13 times)
FG Made	9 (twice)	3-Pt FG Attempts	10 vs. Northern Iowa (11/18/16)	Rebounds	9 (twice)	Steals	5 vs. Oklahoma State (1/31/15)
FG Attempts	20 vs. Kansas (1/4/16)	FT Made	17 vs. Tulsa (12/14/13)	Assists	12 vs. UT Arlington (12/17/13)	Minutes Played	50 vs. Kansas (1/4/16)



LON KRUGER

17 NCAA TOURNAMENT APPEARANCES • TWO FINAL FOURS • FIVE SWEET SIXTEENS
ONLY COACH TO LEAD FIVE DIFFERENT PROGRAMS TO AN NCAA TOURNAMENT WIN
10TH MOST WINS AMONG ACTIVE DIVISION I HEAD COACHES

KRUGER'S SOONER TURNAROUND

► Kruger has been leaving his trademark rebuilding stamp on college basketball programs throughout his career. He is the only Division I coach to ever take five different schools to the NCAA Tournament. In 2015 he became the first coach since the NCAA Tournament expanded to 64 teams in 1985 to take four programs to the Sweet 16 or beyond.

► After inheriting a program that went 27-36 (.429) in the two seasons prior to his arrival, Kruger has coached the Sooners to a 117-62 (.654) record in six seasons. Over the last four full campaigns, OU posted a 96-41 (.701) mark and advanced to the NCAA Tournament each season, capped by a trip to the 2016 Final Four in Houston. The Sooners had previously not been to the postseason since 2009 when they advanced to the NCAA Elite Eight.

► With a career college coaching record of 596-366 (.620), Kruger owns the 10th most wins among active Division I coaches. He owns a 20-17 record in NCAA Tournament games and has compiled 16 20-plus-win seasons, including nine in the last 10 years. His collegiate teams have made postseason appearances in 21 of the last 26 years.

► Under Kruger, Sooner players have earned First-Team All-Big 12 selections on three occasions and racked up 14 Academic All-Big 12 honors. Buddy Hield, who played four seasons for Kruger (2012-16), was named the winner of the 2016 Wooden Award, Naismith Trophy and the Oscar Robertson Trophy as the national player of the year (first consensus player of the year for OU since Blake Griffin in 2009).

► Three Sooners have been drafted into the NBA during Kruger's tenure. Buddy Hield was selected as the sixth overall pick in the 2016 NBA Draft while Isaiah Cousins (2016) and Romero Osby (2013) were chosen in the second round of their respected drafts.

► For a full bio, visit SoonerSports.com.

LON KRUGER YEAR BY YEAR

Year	School	Record	Pct.
1982-83	Pan American	7-21	.250
1983-84	Pan American	13-14	.481
1984-85	Pan American	12-16	.429
1985-86	Pan American	20-8	.714
1986-87	* Kansas State	20-11	.645
1987-88	* Kansas State	25-9	.735
1988-89	* Kansas State	19-11	.633
1989-90	* Kansas State	17-15	.531
1990-91	Florida	11-17	.393
1991-92	^ Florida	19-14	.576
1992-93	^ Florida	16-12	.571
1993-94	* Florida	29-8	.784
1994-95	* Florida	17-13	.567
1995-96	Florida	12-16	.429
1996-97	* Illinois	22-10	.688
1997-98	* Illinois	23-10	.697
1998-99	Illinois	14-18	.438
1999-00	* Illinois	22-10	.688
2004-05	^ UNLV	17-14	.548
2005-06	UNLV	17-13	.567
2006-07	* UNLV	30-7	.811
2007-08	* UNLV	27-8	.771
2008-09	^ UNLV	21-11	.656
2009-10	* UNLV	25-9	.735
2010-11	* UNLV	24-9	.727
2011-12	Oklahoma	15-16	.483
2012-13	* Oklahoma	20-12	.625
2013-14	* Oklahoma	23-10	.697
2014-15	* Oklahoma	24-11	.686
2015-16	* Oklahoma	29-8	.784
2016-17	Oklahoma	6-5	.546
Totals		596-366	.620

* NCAA Tournament ^ NIT

►KRUGER FILE

Hometown: Silver Lake, Kan.

Alma Mater: Kansas State '75

Years Coached: 30

Career Record: 596-366 (.620)

Record at OU: 117-62 (.654)

Postseason Appearances: 21
(17 NCAA, 4 NIT)

►FAMILY

Wife: Barbara

Daughter: Angie

Son: Kevin

Granddaughter: Avery

Grandson: Wyatt

GAME 12: OKLAHOMA VS. BAYLOR

#40 RICHARD ANDERSON

Date	Opponent	MIN	FG	3FG	FT	O-D-T	PF	A	TO	B	S	TP
N13	Northwestern State	2	0-0	0-0	0-0	0-0-0	0	0	0	0	0	0
N17	vs. Tulane					DNP						
N18	vs. Northern Iowa					DNP						
N20	vs. Clemson					DNP						
N25	Abilene Christian					DNP						
N29	Northern Colorado					DNP						
D3	at Wisconsin					DNP						
D7	Oral Roberts	3	0-0	0-0	0-0	0-0-0	0	0	0	0	0	0
D10	Wichita State					DNP						
D17	Memphis					DNP						
D21	vs. Auburn					DNP						
D30	Baylor											
J3	at TCU											
J7	at Kansas State											
J10	Kansas											
J14	Texas Tech											
J18	at West Virginia											
J21	Iowa State											
J23	at Texas											
J28	Florida											
J30	Oklahoma State											
F4	at Texas Tech											
F8	West Virginia											
F11	at Iowa State											
F14	Texas											
F18	at Oklahoma State											
F21	at Baylor											
F25	Kansas State											
F27	at Kansas											
M4	TCU											

* Starter

#25 C.J. COLE

Date	Opponent	MIN	FG	3FG	FT	O-D-T	PF	A	TO	B	S	TP
N13	Northwestern State	3	0-0	0-0	0-2	2-0-2	0	1	0	0	0	0
N17	vs. Tulane					DNP						
N18	vs. Northern Iowa	5	1-1	0-0	0-0	0-1-1	2	0	0	0	0	2
N20	vs. Clemson	2	0-1	0-0	0-0	0-0-0	2	0	0	0	0	0
N25	Abilene Christian					DNP						
N29	Northern Colorado	3	0-0	0-0	0-0	0-0-0	0	0	0	0	0	0
D3	at Wisconsin	1	0-0	0-0	0-0	0-0-0	0	0	0	0	0	0
D7	Oral Roberts	3	0-0	0-0	0-0	0-0-0	0	0	0	0	0	0
D10	Wichita State					DNP						
D17	Memphis	3	0-0	0-0	0-0	0-0-0	0	0	0	0	0	0
D21	vs. Auburn					DNP						
D30	Baylor											
J3	at TCU											
J7	at Kansas State											
J10	Kansas											
J14	Texas Tech											
J18	at West Virginia											
J21	Iowa State											
J23	at Texas											
J28	Florida											
J30	Oklahoma State											
F4	at Texas Tech											
F8	West Virginia											
F11	at Iowa State											
F14	Texas											
F18	at Oklahoma State											
F21	at Baylor											
F25	Kansas State											
F27	at Kansas											
M4	TCU											

* Starter

#21 DANTE BUFORD

Date	Opponent	MIN	FG	3FG	FT	O-D-T	PF	A	TO	B	S	TP
N13	Northwestern State					DNP						
N17	vs. Tulane					DNP						
N18	vs. Northern Iowa					DNP						
N20	vs. Clemson	2	0-1	0-0	0-0	0-0-0	1	0	0	0	0	0
N25	Abilene Christian	2	0-0	0-0	0-0	0-0-0	0	0	0	0	0	0
N29	Northern Colorado	9	3-4	2-3	0-1	1-0-1	0	1	0	0	0	8
D3	at Wisconsin	12	0-2	0-1	2-2	0-1-1	3	0	0	1	0	2
D7	*Oral Roberts	11	0-1	0-1	0-0	0-3-3	0	0	0	0	0	0
D10	*Wichita State	19	2-5	0-2	0-0	1-0-1	2	1	2	1	0	4
D17	Memphis	18	3-5	3-5	1-2	0-0-0	0	0	2	0	0	10
D21	vs. Auburn	10	0-3	0-2	0-0	0-1-1	0	0	0	0	0	0
D30	Baylor											
J3	at TCU											
J7	at Kansas State											
J10	Kansas											
J14	Texas Tech											
J18	at West Virginia											
J21	Iowa State											
J23	at Texas											
J28	Florida											
J30	Oklahoma State											
F4	at Texas Tech											
F8	West Virginia											
F11	at Iowa State											
F14	Texas											
F18	at Oklahoma State											
F21	at Baylor											
F25	Kansas State											
F27	at Kansas											
M4	TCU											

* Starter

#11 KRISTIAN DOOLITTLE

Date	Opponent	MIN	FG	3FG	FT	O-D-T	PF	A	TO	B	S	TP
N13	*Northwestern State	19	2-4	1-2	0-0	1-2-3	2	1	0	0	0	5
N17	*vs. Tulane	22	3-8	0-1	2-2	5-7-12	0	0	1	0	0	8
N18	*vs. Northern Iowa	34	3-5	1-1	6-8	2-3-5	5	2	5	0	2	13
N20	*vs. Clemson	32	0-5	0-0	2-2	3-4-7	2	3	2	0	2	2
N25	*Abilene Christian	24	1-5	0-2	7-8	2-3-5	1	0	1	0	2	9
N29	Northern Colorado	18	7-8	1-1	2-3	2-3-5	0	0	0	0	0	17
D3	at Wisconsin	15	1-2	0-0	2-2	0-3-3	2	0	4	0	0	4
D7	Oral Roberts	15	4-7	1-1	0-0	1-3-4	0	1	1	0	0	9
D10	Wichita State	18	3-6	0-0	2-3	1-4-5	1	0	0	1	1	8
D17	*Memphis	23	0-5	0-1	1-2	0-2-2	2	2	0	0	0	1
D21	*vs. Auburn	19	2-5	1-1	2-2	3-4-7	2	0	1	1	1	7
D30	Baylor											
J3	at TCU											
J7	at Kansas State											
J10	Kansas											
J14	Texas Tech											
J18	at West Virginia											
J21	Iowa State											
J23	at Texas											
J28	Florida											
J30	Oklahoma State											
F4	at Texas Tech											
F8	West Virginia											
F11	at Iowa State											
F14	Texas											
F18	at Oklahoma State											
F21	at Baylor											
F25	Kansas State											
F27	at Kansas											
M4	TCU											

* Starter

GAME 12: OKLAHOMA VS. BAYLOR

#5 MATT FREEMAN

Date	Opponent	MIN	FG	3FG	FT	O-D-T	PF	A	TO	B	S	TP
N13	Northwestern State	18	6-7	3-4	0-0	0-1-1	3	0	1	0	1	15
N17	vs. Tulane	20	2-3	2-3	0-0	0-2-2	0	0	0	0	0	9
N18	vs. Northern Iowa	11	1-3	1-2	0-0	0-2-2	0	2	1	1	0	3
N20	vs. Clemson	7	0-2	0-1	0-0	0-4-4	1	1	2	1	0	0
N25	Abilene Christian	15	2-5	0-3	1-2	1-3-4	0	0	0	0	1	5
N29	*Northern Colorado	13	0-2	0-1	0-0	1-1-2	1	0	1	0	0	0
D3	*at Wisconsin	13	0-4	0-4	0-0	1-1-2	2	0	2	0	0	0
D7	Oral Roberts	12	4-7	1-2	0-0	1-2-3	1	0	1	0	0	9
D10	Wichita State	2	1-3	1-2	0-0	0-0-0	3	0	0	0	0	3
D17	Memphis	4	0-1	0-0	0-0	0-0-0	0	0	0	0	0	0
D21	vs. Auburn	11	2-3	2-2	2-2	1-1-2	0	1	0	0	0	8
D30	Baylor											
J3	at TCU											
J7	at Kansas State											
J10	Kansas											
J14	Texas Tech											
J18	at West Virginia											
J21	Iowa State											
J23	at Texas											
J28	Florida											
J30	Oklahoma State											
F4	at Texas Tech											
F8	West Virginia											
F11	at Iowa State											
F14	Texas											
F18	at Oklahoma State											
F21	at Baylor											
F25	Kansas State											
F27	at Kansas											
M4	TCU											

* Starter

#22 DANIEL HARPER

Date	Opponent	MIN	FG	3FG	FT	O-D-T	PF	A	TO	B	S	TP
N13	Northwestern State	2	0-1	0-0	0-0	0-1-1	0	1	1	0	0	0
N17	vs. Tulane					DNP						
N18	vs. Northern Iowa					DNP						
N20	vs. Clemson					DNP						
N25	Abilene Christian					DNP						
N29	Northern Colorado					DNP						
D3	at Wisconsin					DNP						
D7	Oral Roberts					DNP						
D10	Wichita State					DNP						
D17	Memphis					DNP						
D21	vs. Auburn					DNP						
D30	Baylor											
J3	at TCU											
J7	at Kansas State											
J10	Kansas											
J14	Texas Tech											
J18	at West Virginia											
J21	Iowa State											
J23	at Texas											
J28	Florida											
J30	Oklahoma State											
F4	at Texas Tech											
F8	West Virginia											
F11	at Iowa State											
F14	Texas											
F18	at Oklahoma State											
F21	at Baylor											
F25	Kansas State											
F27	at Kansas											
M4	TCU											

* Starter

#3 CHRISTIAN JAMES

Date	Opponent	MIN	FG	3FG	FT	O-D-T	PF	A	TO	B	S	TP
N13	*Northwestern State	20	5-7	2-3	0-0	1-2-3	2	3	2	0	0	12
N17	*vs. Tulane	19	5-9	2-3	0-2	1-3-4	4	4	1	0	1	12
N18	*vs. Northern Iowa	28	3-8	1-3	2-4	1-6-7	5	2	3	0	1	9
N20	*vs. Clemson	26	6-10	5-5	0-0	0-3-3	3	1	2	0	0	17
N25	*Abilene Christian	22	1-7	0-2	2-5	0-1-1	3	2	3	0	1	4
N29	*Northern Colorado	27	5-10	2-5	2-4	2-5-7	2	1	2	0	1	14
D3	*at Wisconsin	28	5-8	1-1	0-1	0-4-4	4	1	3	1	0	11
D7	*Oral Roberts	21	6-10	3-4	2-2	1-3-4	1	1	4	0	4	17
D10	*Wichita State	33	3-17	1-5	8-10	4-2-6	5	0	2	1	2	15
D17	Memphis	25	6-10	3-5	0-0	2-5-7	5	1	2	0	1	15
D21	*vs. Auburn	32	3-13	1-5	3-4	1-4-5	4	2	1	0	0	10
D30	Baylor											
J3	at TCU											
J7	at Kansas State											
J10	Kansas											
J14	Texas Tech											
J18	at West Virginia											
J21	Iowa State											
J23	at Texas											
J28	Florida											
J30	Oklahoma State											
F4	at Texas Tech											
F8	West Virginia											
F11	at Iowa State											
F14	Texas											
F18	at Oklahoma State											
F21	at Baylor											
F25	Kansas State											
F27	at Kansas											
M4	TCU											

* Starter

#12 KHADEEM LATTIN

Date	Opponent	MIN	FG	3FG	FT	O-D-T	PF	A	TO	B	S	TP
N13	*Northwestern State	24	7-9	0-0	5-6	6-5-11	3	0	2	2	1	19
N17	*vs. Tulane	22	3-6	0-0	4-6	0-4-4	4	2	3	0	0	10
N18	*vs. Northern Iowa	26	3-7	0-0	5-5	5-1-6	4	0	3	4	1	11
N20	*vs. Clemson	29	5-10	0-0	0-0	0-4-4	4	1	2	2	2	10
N25	*Abilene Christian	25	3-6	0-0	3-4	2-7-9	1	0	1	2	3	9
N29	*Northern Colorado	22	5-6	0-0	0-2	3-3-6	2	0	3	5	3	10
D3	*at Wisconsin	31	2-5	0-0	5-5	3-4-7	4	0	2	0	1	9
D7	*Oral Roberts	22	2-3	0-0	5-6	1-3-4	3	2	0	2	4	9
D10	*Wichita State	26	0-3	0-0	3-4	1-7-8	2	0	0	4	2	3
D17	*Memphis	9	2-3	0-0	0-0	0-1-1	3	0	1	0	2	4
D21	*vs. Auburn	17	2-10	0-0	2-2	1-4-5	4	0	1	0	2	6
D30	Baylor											
J3	at TCU											
J7	at Kansas State											
J10	Kansas											
J14	Texas Tech											
J18	at West Virginia											
J21	Iowa State											
J23	at Texas											
J28	Florida											
J30	Oklahoma State											
F4	at Texas Tech											
F8	West Virginia											
F11	at Iowa State											
F14	Texas											
F18	at Oklahoma State											
F21	at Baylor											
F25	Kansas State											
F27	at Kansas											
M4	TCU											

* Starter

GAME 12: OKLAHOMA VS. BAYLOR

#20 KAMERON MCGUSTY

Date	Opponent	MIN	FG	3FG	FT	O-D-T	PF	A	TO	B	S	TP
N13	Northwestern State	18	1-5	0-2	1-2	0-1-1	0	0	2	0	0	3
N17	vs. Tulane	17	1-5	0-2	2-2	0-2-2	0	2	2	0	0	4
N18	vs. Northern Iowa	15	1-3	1-1	0-0	0-1-1	2	3	0	0	0	3
N20	vs. Clemson	18	6-8	1-3	1-1	0-1-1	1	0	1	0	2	14
N25	Abilene Christian	21	1-3	0-0	4-5	1-1-2	1	3	0	0	2	6
N29	Northern Colorado	16	2-6	2-5	0-0	1-2-3	0	1	2	2	0	6
D3	at Wisconsin	12	4-4	1-1	2-2	0-1-1	1	0	2	0	0	11
D7	Oral Roberts	15	3-7	2-5	0-0	1-2-3	0	2	1	0	2	8
D10	Wichita State	6	0-0	0-0	0-0	0-0-0	0	0	0	0	0	0
D17	Memphis	5	0-1	0-1	0-0	0-0-0	0	1	0	0	0	0
D21	vs. Auburn	15	2-7	0-2	0-0	1-1-2	0	1	0	0	0	8
D30	Baylor											
J3	at TCU											
J7	at Kansas State											
J10	Kansas											
J14	Texas Tech											
J18	at West Virginia											
J21	Iowa State											
J23	at Texas											
J28	Florida											
J30	Oklahoma State											
F4	at Texas Tech											
F8	West Virginia											
F11	at Iowa State											
F14	Texas											
F18	at Oklahoma State											
F21	at Baylor											
F25	Kansas State											
F27	at Kansas											
M4	TCU											

* Starter

#4 JAMUNI MCNEACE

Date	Opponent	MIN	FG	3FG	FT	O-D-T	PF	A	TO	B	S	TP
N13	Northwestern State	16	3-5	0-0	0-2	1-5-6	2	0	0	3	0	6
N17	vs. Tulane	18	3-3	0-0	0-2	3-6-9	5	0	0	1	0	6
N18	vs. Northern Iowa	15	1-1	0-0	0-0	0-4-4	1	0	2	1	0	2
N20	vs. Clemson	8	0-0	0-0	0-0	1-2-3	3	0	0	2	0	0
N25	Abilene Christian	15	1-5	0-0	3-4	3-3-6	3	0	0	3	0	5
N29	Northern Colorado	15	1-2	0-0	1-2	0-7-7	2	0	1	1	1	3
D3	at Wisconsin	8	0-1	0-0	0-0	1-1-2	0	0	0	1	0	0
D7	Oral Roberts	13	1-1	0-0	0-0	0-0-0	1	1	1	1	0	2
D10	Wichita State	14	1-1	0-0	0-0	1-3-4	2	0	1	2	0	2
D17	Memphis	33	6-8	0-0	1-2	4-5-9	3	1	2	1	1	13
D21	vs. Auburn	23	2-6	0-0	4-7	4-3-7	5	0	2	0	0	8
D30	Baylor											
J3	at TCU											
J7	at Kansas State											
J10	Kansas											
J14	Texas Tech											
J18	at West Virginia											
J21	Iowa State											
J23	at Texas											
J28	Florida											
J30	Oklahoma State											
F4	at Texas Tech											
F8	West Virginia											
F11	at Iowa State											
F14	Texas											
F18	at Oklahoma State											
F21	at Baylor											
F25	Kansas State											
F27	at Kansas											
M4	TCU											

* Starter

#1 RASHARD ODOMES

Date	Opponent	MIN	FG	3FG	FT	O-D-T	PF	A	TO	B	S	TP
N13	*Northwestern State	22	2-4	0-0	0-2	0-3-3	2	5	2	0	3	4
N17	*vs. Tulane	31	7-11	0-0	1-5	2-2-4	1	1	3	0	2	15
N18	*vs. Northern Iowa	36	5-11	0-1	1-1	1-6-7	1	3	2	0	2	11
N20	*vs. Clemson	10	0-0	0-0	0-0	0-1-1	2	1	0	1	0	0
N25	*Abilene Christian	21	4-8	0-0	5-7	0-3-3	1	0	2	0	0	13
N29	*Northern Colorado	14	3-6	0-0	2-2	0-2-2	4	1	1	0	1	8
D3	*at Wisconsin	25	7-10	0-0	3-5	0-1-1	2	1	1	0	0	17
D7	*Oral Roberts	21	3-8	0-2	6-6	0-3-3	2	3	0	0	0	12
D10	*Wichita State	24	3-8	0-0	4-6	1-1-2	3	1	1	0	1	10
D17	*Memphis	29	2-6	0-0	5-6	4-1-5	4	3	1	0	1	9
D21	*vs. Auburn	33	5-13	0-0	2-5	2-2-4	2	2	2	0	1	12
D30	Baylor											
J3	at TCU											
J7	at Kansas State											
J10	Kansas											
J14	Texas Tech											
J18	at West Virginia											
J21	Iowa State											
J23	at Texas											
J28	Florida											
J30	Oklahoma State											
F4	at Texas Tech											
F8	West Virginia											
F11	at Iowa State											
F14	Texas											
F18	at Oklahoma State											
F21	at Baylor											
F25	Kansas State											
F27	at Kansas											
M4	TCU											

* Starter

#15 GRANT QUINN

Date	Opponent	MIN	FG	3FG	FT	O-D-T	PF	A	TO	B	S	TP
N13	Northwestern State											DNP
N17	vs. Tulane											DNP
N18	vs. Northern Iowa											DNP
N20	vs. Clemson											DNP
N25	Abilene Christian											DNP
N29	Northern Colorado											DNP
D3	at Wisconsin											DNP
D7	Oral Roberts											DNP
D10	Wichita State											DNP
D17	Memphis											DNP
D21	vs. Auburn											DNP
D30	Baylor											
J3	at TCU											
J7	at Kansas State											
J10	Kansas											
J14	Texas Tech											
J18	at West Virginia											
J21	Iowa State											
J23	at Texas											
J28	Florida											
J30	Oklahoma State											
F4	at Texas Tech											
F8	West Virginia											
F11	at Iowa State											
F14	Texas											
F18	at Oklahoma State											
F21	at Baylor											
F25	Kansas State											
F27	at Kansas											
M4	TCU											

* Starter

#13 JORDAN SHEPHERD													
Date	Opponent	MIN	FG	3FG	FT	O-D-T	PF	A	TO	B	S	TP	
N13	Northwestern State	19	2-5	1-2	3-4	0-1-1	3	2	1	1	2	8	
N17	vs. Tulane	13	1-2	0-1	0-0	0-0-0	2	2	0	0	0	2	
N18	vs. Northern Iowa	4	0-0	0-0	0-0	0-0-0	0	1	0	0	0	0	
N20	vs. Clemson	7	0-0	0-0	0-0	0-0-0	0	1	0	0	0	0	
N25	Abilene Christian	7	0-0	0-0	0-2	0-0-0	2	0	2	0	1	0	
N29	Northern Colorado	10	2-4	1-2	0-0	0-0-0	5	1	2	1	1	5	
D3	at Wisconsin	3	0-1	0-0	0-0	0-0-0	0	0	0	0	0	0	
D7	Oral Roberts	15	4-5	1-2	0-0	0-2-2	0	4	1	0	2	9	
D10	Wichita State	1	0-0	0-0	0-0	0-0-0	0	0	0	0	0	0	
D17	*Memphis	37	6-14	2-4	4-4	1-1-2	2	2	0	1	1	18	
D21	*vs. Auburn	28	4-8	1-2	4-4	0-0-0	4	3	3	1	1	13	
D30	Baylor												
J3	at TCU												
J7	at Kansas State												
J10	Kansas												
J14	Texas Tech												
J18	at West Virginia												
J21	Iowa State												
J23	at Texas												
J28	Florida												
J30	Oklahoma State												
F4	at Texas Tech												
F8	West Virginia												
F11	at Iowa State												
F14	Texas												
F18	at Oklahoma State												
F21	at Baylor												
F25	Kansas State												
F27	at Kansas												
M4	TCU												
* Starter													

#30 MARSHALL THORPE													
Date	Opponent	MIN	FG	3FG	FT	O-D-T	PF	A	TO	B	S	TP	
N13	Northwestern State	2	0-0	0-0	0-0	0-0-0	0	0	0	0	0	0	
N17	vs. Tulane					DNP							
N18	vs. Northern Iowa					DNP							
N20	vs. Clemson					DNP							
N25	Abilene Christian					DNP							
N29	Northern Colorado					DNP							
D3	at Wisconsin					DNP							
D7	Oral Roberts	3	0-1	0-0	0-0	2-1-3	0	0	1	0	1	0	
D10	Wichita State					DNP							
D17	Memphis					DNP							
D21	vs. Auburn					DNP							
D30	Baylor												
J3	at TCU												
J7	at Kansas State												
J10	Kansas												
J14	Texas Tech												
J18	at West Virginia												
J21	Iowa State												
J23	at Texas												
J28	Florida												
J30	Oklahoma State												
F4	at Texas Tech												
F8	West Virginia												
F11	at Iowa State												
F14	Texas												
F18	at Oklahoma State												
F21	at Baylor												
F25	Kansas State												
F27	at Kansas												
M4	TCU												
* Starter													

#0 DARRION STRONG-MOORE													
Date	Opponent	MIN	FG	3FG	FT	O-D-T	PF	A	TO	B	S	TP	
N13	Northwestern State	15	4-5	1-2	0-0	0-0-0	1	3	3	0	0	9	
N17	vs. Tulane	10	1-3	0-1	2-2	0-0-0	1	3	1	0	0	4	
N18	vs. Northern Iowa	15	0-1	0-1	0-0	0-1-1	3	1	3	0	0	0	
N20	vs. Clemson	25	2-5	2-3	0-0	0-2-2	1	3	2	0	0	6	
N25	Abilene Christian	17	2-4	1-2	0-2	0-2-2	3	1	3	0	1	5	
N29	Northern Colorado	20	0-5	0-4	2-3	0-1-1	1	1	0	0	1	2	
D3	at Wisconsin	27	3-5	1-3	0-0	0-0-0	1	1	1	0	0	7	
D7	Oral Roberts	22	1-2	0-1	0-0	1-0-1	3	3	0	0	1	2	
D10	Wichita State	23	0-5	0-3	0-1	1-1-2	0	5	2	0	0	1	
D17	Memphis	7	1-2	0-1	0-0	1-1-2	0	1	2	0	0	2	
D21	vs. Auburn	12	1-4	0-3	0-0	0-1-1	3	0	2	1	0	2	
D30	Baylor												
J3	at TCU												
J7	at Kansas State												
J10	Kansas												
J14	Texas Tech												
J18	at West Virginia												
J21	Iowa State												
J23	at Texas												
J28	Florida												
J30	Oklahoma State												
F4	at Texas Tech												
F8	West Virginia												
F11	at Iowa State												
F14	Texas												
F18	at Oklahoma State												
F21	at Baylor												
F25	Kansas State												
F27	at Kansas												
M4	TCU												
* Starter													

#10 JORDAN WOODARD													
Date	Opponent	MIN	FG	3FG	FT	O-D-T	PF	A	TO	B	S	TP	
N13	*Northwestern State	20	5-11	1-3	5-5	1-4-5	2	3	0	0	0	16	
N17	*vs. Tulane	30	6-12	4-6	6-7	0-6-6	2	7	3	0	4	22	
N18	*vs. Northern Iowa	36	3-16	3-10	4-4	0-4-4	1	2	5	0	3	13	
N20	*vs. Clemson	34	8-15	2-8	3-4	0-5-5	3	9	2	1	3	21	
N25	*Abilene Christian	31	5-12	2-5	4-7	1-3-4	2	0	1	0	3	16	
N29	*Northern Colorado	33	6-10	0-2	2-4	3-6-9	1	7	4	0	3	14	
D3	*at Wisconsin	25	3-9	3-4	0-0	0-5-5	1	1	1	0	0	9	
D7	*Oral Roberts	24	5-12	3-5	2-2	1-2-3	1	2	3	0	2	15	
D10	*Wichita State	34	7-17	4-9	10-10	0-7-7	4	4	2	0	2	28	
D17	*Memphis	33	9-18	4-9	0-1	2-2-4	3	1	0	1	1	22	
D21	vs. Auburn					DNP							
D30	Baylor												
J3	at TCU												
J7	at Kansas State												
J10	Kansas												
J14	Texas Tech												
J18	at West Virginia												
J21	Iowa State												
J23	at Texas												
J28	Florida												
J30	Oklahoma State												
F4	at Texas Tech												
F8	West Virginia												
F11	at Iowa State												
F14	Texas												
F18	at Oklahoma State												
F21	at Baylor												
F25	Kansas State												
F27	at Kansas												
M4	TCU												
* Starter													

GAME 12: OKLAHOMA VS. BAYLOR

Official Basketball Box Score -- Game Totals -- Final Statistics

Northwestern State vs Oklahoma

11/13/16 4 p.m. CT at Norman, Okla. (Lloyd Noble Center)

Northwestern State 61 • 0-2

#	Player	Total		3-Ptr		Rebounds			PF	TP	A	TO	Blk	Stl	Min	
		FG	F-GA	FG	F-GA	FT	FTA	Off Def Tot								
20	Lane, Ishmael	f	4-13	0-0	3-4	1	3	4	3	11	2	3	0	1	19	
23	Woodley, Zeek	f	7-12	1-3	4-4	0	0	0	2	19	0	1	0	1	26	
00	Joseph, Tra'von	g	1-4	0-0	0-0	1	2	3	1	2	0	0	0	0	26	
01	Sweeney, Iziahiah	g	0-6	0-1	3-6	2	1	3	1	3	1	1	0	0	18	
02	Boyd, Josh	g	2-8	1-4	0-0	1	1	2	2	5	1	5	0	2	18	
03	Hall, Devonte	g	0-2	0-0	2-2	1	1	2	1	2	3	2	0	2	17	
10	Kissoonlal, Reginald	g	0-2	0-1	0-0	0	1	1	1	0	0	0	0	0	5	
15	Metoyer, Malik	g	4-5	0-0	2-4	2	4	6	1	10	3	0	0	0	19	
21	Thompson, Sabri	g	2-10	1-4	0-1	3	2	5	1	5	1	1	0	1	16	
34	Bell, Jordan	g	1-1	1-1	1-2	1	0	1	0	4	0	0	0	0	7	
40	Hamilton, Tanner	g	0-0	0-0	0-2	0	0	0	1	0	0	0	0	0	9	
44	Walker, Bailey	g	0-1	0-1	0-0	1	0	1	1	0	1	0	1	0	1	20
Team						3	1	4			3					
Totals			21-64	4-15	15-25	16	16	32	15	61	11	17	0	8	200	

FG % 1st Half: 9-29 31.0% 2nd half: 12-35 34.3% Game: 21-64 32.8%
3FG % 1st Half: 2-8 25.0% 2nd half: 2-7 28.6% Game: 4-15 26.7%
FT % 1st Half: 7-10 70.0% 2nd half: 8-15 53.3% Game: 15-25 60.0%

Deadball Rebounds 7

Oklahoma 97 • 1-0

#	Player	Total		3-Ptr		Rebounds			PF	TP	A	TO	Blk	Stl	Min
		FG	F-GA	FG	F-GA	FT	FTA	Off Def Tot							
11	Doolittle, Kristian	f	2-4	1-2	0-0	1	2	3	2	5	1	0	0	0	19
12	Lattin, Khadeem	f	7-9	0-0	5-6	6	5	11	3	19	0	2	2	1	24
01	Odomes, Rashard	g	2-4	0-0	0-2	0	3	3	2	4	5	2	0	3	22
03	James, Christian	g	5-7	2-3	0-0	1	2	3	2	12	3	2	0	0	20
10	Woodard, Jordan	g	5-11	1-3	5-5	1	4	5	2	16	3	0	0	0	20
00	Strong-Moore,Darrion	g	4-5	1-2	0-0	0	0	0	1	9	3	3	0	0	15
04	McNeace, Jamuni	g	3-5	0-0	0-2	1	5	6	2	6	0	0	3	0	16
05	Freeman, Matt	g	6-7	3-4	0-0	0	1	1	3	15	0	1	0	1	18
13	Shepherd, Jordan	g	2-5	1-2	3-4	0	1	1	3	8	2	1	1	2	19
20	McGusty, Kameron	g	1-5	0-2	1-2	0	1	1	0	3	0	2	0	0	18
22	Harper, Daniel	g	0-1	0-0	0-0	0	1	1	0	0	1	1	0	0	2
25	Cole, C.J.	g	0-0	0-0	0-2	2	0	2	0	0	1	0	0	0	3
30	Thorpe, Marshall	g	0-0	0-0	0-0	0	0	0	2	0	0	0	1	0	2
40	Anderson, Richard	g	0-0	0-0	0-0	0	0	0	0	0	0	0	0	0	2
Team						1	3	4							
Totals			37-63	9-18	14-23	13	28	41	22	97	19	14	7	7	200

FG % 1st Half: 17-32 53.1% 2nd half: 20-31 64.5% Game: 37-63 58.7%
3FG % 1st Half: 5-11 45.5% 2nd half: 4-7 57.1% Game: 9-18 50.0%
FT % 1st Half: 7-12 58.3% 2nd half: 7-11 63.6% Game: 14-23 60.9%

Deadball Rebounds 6,2

Officials: Joe Derosa, Jamie Luckie, Kerby Stitt

Technical fouls: Northwestern State-None. Oklahoma-None.

Attendance: 8456

Estimated Attendance: 4,081

Score by periods				1st	2nd	Total	In	Off	2nd	Fast	Bench	
Northwestern State				27	34	61	Points NWST	26	18	12	6	21
Oklahoma				46	51	97	OU	52	13	17	16	41

Last FG - NWST 2nd-00:14, OU 2nd-02:11.
Largest lead - NWST None, OU by 40 2nd-02:11.
NWST led for 00:00. OU led for 39:47. Game was tied for 00:13.

Score tied - 0 times.
Lead changed - 0 times.

Official Basketball Box Score -- Game Totals -- Final Statistics

Tulane vs Oklahoma

11/17/16 7:00 PM at Orlando, Fla. (HP Field House)

Tulane 70 • 1-2

#	Player	Total		3-Ptr		Rebounds			PF	TP	A	TO	Blk	Stl	Min
		FG	F-GA	FG	F-GA	FT	FTA	Off Def Tot							
15	SMITH, Ryan	c	5-10	0-0	0-0	2	4	6	2	10	0	0	4	1	29
05	REYNOLDS, Cameron	g	6-14	4-9	3-4	1	5	6	3	19	3	3	2	0	35
13	MORGAN, Malik	g	3-8	1-3	3-3	0	2	2	3	10	7	2	1	1	29
14	SLATER, Colin	g	1-2	1-1	0-0	0	0	0	4	3	1	3	0	0	9
35	RAZIER, Melvin	g	2-8	1-2	1-2	1	4	5	1	6	0	2	1	1	24
03	ONA EMBO, Ray	g	2-6	1-3	0-0	1	2	3	2	5	3	0	0	0	23
10	JULIEN, Von	g	2-3	2-2	2-4	0	2	2	0	8	1	1	0	0	14
11	HARRIS, Kain	g	3-7	1-2	0-0	0	0	0	5	7	0	4	0	0	21
12	REYES, Sammis	g	0-0	0-0	0-4	0	2	2	3	0	1	0	1	2	11
22	JONES, Darien	g	0-0	0-0	0-0	0	0	0	0	0	0	0	0	0	1
23	PAUL, Blake	g	1-2	0-0	0-0	1	1	2	2	2	0	0	0	0	4
Team						0	3	3							
Totals			25-60	11-22	9-17	6	25	31	25	70	16	15	9	5	200

FG % 1st Half: 13-32 40.6%
2nd half: 12-28 42.9%
Game: 25-60 41.7%
3FG % 1st Half: 6-11 54.5%
2nd half: 5-11 45.5%
Game: 11-22 50.0%
FT % 1st Half: 3-9 33.3%
2nd half: 6-8 75.0%
Game: 9-17 52.9%

Deadball Rebounds 3

Oklahoma 89 • 2-0

#	Player	Total		3-Ptr		Rebounds			PF	TP	A	TO	Blk	Stl	Min
		FG	F-GA	FG	F-GA	FT	FTA	Off Def Tot							
11	Doolittle, Kristian	f	3-8	0-1	2-2	5	7	12	0	8	0	1	0	0	20
12	Lattin, Khadeem	f	3-6	0-0	4-6	0	4	4	4	10	2	3	0	0	22
01	Odomes, Rashard	g	7-11	0-0	1-5	2	2	4	1	15	1	3	0	2	31
03	James, Christian	g	5-9	2-3	0-2	1	3	4	12	4	12	4	1	0	19
10	Woodard, Jordan	g	6-12	4-6	0-7	0	6	6	2	22	7	3	0	4	30
00	Strong-Moore,Darrion	g	1-3	0-1	2-2	0	0	0	1	4	3	1	0	0	10
04	McNeace, Jamuni	g	3-3	0-0	0-2	3	6	9	5	6	0	0	1	0	18
05	Freeman, Matt	g	2-3	2-3	0-0	0	2	2	0	6	0	0	0	0	20
13	Shepherd, Jordan	g	1-2	0-1	0-0	0	0	0	2	2	2	0	0	0	13
20	McGusty, Kameron	g	1-5	0-2	2-2	0	2	2	0	4	2	2	0	0	17
Team						1	2	3							
Totals			32-62	8-17	17-28	12	34	46	19	89	21	14	1	7	200

FG % 1st Half: 14-35 40.0%
2nd half: 18-27 66.7%
Game: 32-62 51.6%
3FG % 1st Half: 4-12 33.3%
2nd half: 4-5 80.0%
Game: 8-17 47.1%
FT % 1st Half: 6-12 50.0%
2nd half: 11-16 68.8%
Game: 17-28 60.7%

Deadball Rebounds 4

Officials: Ron Groover, Brian O'Connell, Rick Randall

Technical fouls: Tulane-None. Oklahoma-None.


Attendance:

Game 4 of the Tire Pros Invitational

Score by periods				1st	2nd	Total	In	Off	2nd	Fast	Bench	
Tulane				35	35	70	Points TLN	24	10	7	2	22
Oklahoma				38	51	89	OU	40	21	15	6	41

Last FG - TLN 2nd-02:42, OU 2nd-00:23.
Largest lead - TLN by 4 1st-07:03, OU by 19 2nd-00:23.
TLN led for 04:26. OU led for 32:12. Game was tied for 03:22.

Score tied - 3 times.
Lead changed - 4 times.



Official Basketball Box Score -- Game Totals -- Final Statistics

Northern Iowa vs Oklahoma

11/18/16 7:00 PM ET at Orlando, Fla. (HP Field House)

Northern Iowa 73 • 3-0

#	Player	Total		3-Ptr		Rebounds			PF	TP	A	TO	Blk	Stl	Min
		FG	F-GA	FG	F-GA	FT	FTA	Off Def Tot							
02	Carlson, Klint	f	7-13	4-8	4-5	0	2	2	4	22	3	3	0	1	38
25	Koch, Bennett	f	4-7	0-0	0-0	0	0	0	1	8	0	2	2	0	19
13	McCloud, Juwan	g	1-4	0-1	0-0	0	3	3	1	2	1	1	0	1	15
20	Morgan, Jeremy	g	4-15	2-9	7-8	0	7	7	2	17	4	1	4	7	41
33	Lohaus, Wyatt	g	1-5	1-3	0-0	1	3	4	3	3	1	0	0	0	41
03	Friedman, Ted	g	0-0	0-0	0-0	0	1	1	2	0	0	1	0	0	4
21	Rhodes, Hunter	g	0-2	0-1	0-0	0	0	0	0	0	0	0	0	0	7
23	Ashton, Jordan	g	4-7	3-3	2-3	1	6	7	3	13	2	1	0	1	34
30	Haldeman, Spencer	g	3-7	2-6	0-0	1	4	5	2	8	1	4	0	0	26
Team						2	1	3							
Totals			24-60	12-31	13-16	5	27	32	18	73	12	13	6	10	225

FG % 1st Half: 7-27 25.9% 2nd half: 15-28 53.6% Game: 24-60 40.0%
3FG % 1st Half: 2-12 16.7% 2nd half: 8-15 53.3% Game: 12-31 38.7%
FT % 1st Half: 2-3 66.7% 2nd half: 3-3 100.0% Game: 13-16 81.3%

Deadball Rebounds 3

Oklahoma 67 • 2-1

#	Player	Total		3-Ptr		Rebounds			PF	TP	A	TO	Blk	Stl	Min
		FG	F-GA	FG	F-GA	FT	FTA	Off Def Tot							
11	Doolittle, Kristian	f	3-5	1-1	6-8	2	3	5	5	13	2	5	0	2	34
12	Lattin, Khadeem	f	3-7	0-0	5-5	5	1	6	4	11	0	3	4	1	26
01	Odomes, Rashard	g	5-11	0-1	1-1	1	6	7	1	11	3	2	0	2	36
03	James, Christian	g	3-8	1-3	2-4	1	6	7	5	9	2	3	0	1	28
10	Woodard, Jordan	g	3-16	3-10	4-4	0	4	4	1	13	2	5	0	3	36
00	Strong-Moore, Darriion	g	0-1	0-1	0-0	0	1	1	3	0	1	3	0	0	15
04	McNeace, Jamuni	g	1-1	0-0	0-0	0	4	4	1	2	0	2	1	0	15
05	Freeman, Matti	g	1-3	1-2	0-0	0	2	2	0	3	2	1	1	0	11
13	Shepherd, Jordan	g	0-0	0-0	0-0	0	0	0	0	0	1	0	0	0	4
06	McGusty, Kameron	g	1-3	1-1	0-0	0	1	1	2	3	0	0	0	0	15
25	Cole, C.J.	g	1-1	0-0	0-0	0	1	1	0	2	0	0	0	0	5
Team						2	2	4							
Totals			21-56	7-19	18-22	11	31	42	22	67	13	24	6	9	225

FG % 1st Half: 12-28 42.9% 2nd half: 6-22 27.3% Game: 21-56 37.5%
3FG % 1st Half: 3-9 33.3% 2nd half: 3-8 37.5% Game: 7-19 36.8%
FT % 1st Half: 4-5 80.0% 2nd half: 13-15 86.7% Game: 18-22 81.8%

Deadball Rebounds 1

Officials: Gerry Pollard, Don Daily, Kipp Kissinger

Technical fouls: Northern Iowa-Carlson, Klint. Oklahoma-None.

Attendance:

2016 Tire Pros Invitational

Score by periods	1st	2nd	OT	Total	
Northern Iowa	18	41	14	73	
Oklahoma	31	28	8	67	

Points UNI

22

Off T/O

24

2nd Chance

7

Fast Break

2

Bench

21

Score tied 7 - 12.

Lead changed - 5 times.

Last FG - UNI OT-00:45, OU OT-00:09.

Largest lead - UNI by 6 OT-00:01, OU by 18 2nd-17:11.

UNI led for 05:37, OU led for 31:23. Game was tied for 08:00.

GAME 12: OKLAHOMA VS. BAYLOR

Official Basketball Box Score -- Game Totals -- Final Statistics																Official Basketball Box Score -- Game Totals -- Final Statistics															
Abilene Christian vs Oklahoma																Northern Colorado vs Oklahoma															
11/25/16 2 p.m. at Norman, Okla. (Lloyd Noble Center)																11/29/16 7 p.m. CT at Norman, Okla. (Lloyd Noble Center)															
Abilene Christian 64 • 2-2																Northern Colorado 66 • 2-5															

GAME 12: OKLAHOMA VS. BAYLOR

Official Basketball Box Score -- Game Totals -- Final Statistics															Official Basketball Box Score -- Game Totals -- Final Statistics																																																																																																																																																																																																																																																																																																																																																																																																																																																																																																																		
Wichita State vs Oklahoma															Memphis vs Oklahoma																																																																																																																																																																																																																																																																																																																																																																																																																																																																																																																		
12/10/16 3:00 pm at Chesapeake Energy Arena - Oklahoma City															12/17/16 11:30 am CT at Norman, Okla. (Lloyd Noble Center)																																																																																																																																																																																																																																																																																																																																																																																																																																																																																																																		
Wichita State 76 • 9-2															Memphis 99 • 8-3																																																																																																																																																																																																																																																																																																																																																																																																																																																																																																																		
<table><tr><th rowspan="2">#</th><th rowspan="2">Player</th><th colspan="2">Total</th><th rowspan="2">3-Ptr</th><th colspan="3">Rebounds</th><th rowspan="2">PF</th><th rowspan="2">TP</th><th colspan="4">A TO Blk</th><th rowspan="2">Stl</th><th rowspan="2">Min</th></tr><tr><th>FG-FGA</th><th>FG-FGA</th><th>FT-FTA</th><th>Off</th><th>Def</th><th>Tot</th><th>A</th><th>TO</th><th>Blk</th><th>Stl</th></tr><tr><td>21</td><td>WILLIS, Darral</td><td>f</td><td>4-7</td><td>0-0</td><td>4-6</td><td>2</td><td>5</td><td>7</td><td>3</td><td>12</td><td>0</td><td>2</td><td>0</td><td>0</td><td>23</td></tr><tr><td>32</td><td>McDUFFIE, Markis</td><td>f</td><td>2-10</td><td>1-3</td><td>0-1</td><td>4</td><td>4</td><td>8</td><td>1</td><td>5</td><td>1</td><td>2</td><td>0</td><td>1</td><td>22</td></tr><tr><td>20</td><td>NURGER, Rauno</td><td>c</td><td>0-2</td><td>0-2</td><td>0-0</td><td>0</td><td>2</td><td>2</td><td>2</td><td>0</td><td>0</td><td>0</td><td>0</td><td>7</td></tr><tr><td>02</td><td>SMITH, Daishon</td><td>g</td><td>3-5</td><td>1-2</td><td>6-6</td><td>0</td><td>3</td><td>3</td><td>4</td><td>13</td><td>6</td><td>2</td><td>0</td><td>2</td><td>21</td></tr><tr><td>11</td><td>SHAMET, Landry</td><td>g</td><td>3-10</td><td>0-5</td><td>0-0</td><td>0</td><td>4</td><td>4</td><td>2</td><td>6</td><td>3</td><td>2</td><td>0</td><td>0</td><td>27</td></tr><tr><td>00</td><td>KELLY, Rashard</td><td></td><td>1-5</td><td>0-1</td><td>0-0</td><td>2</td><td>1</td><td>3</td><td>0</td><td>2</td><td>0</td><td>2</td><td>0</td><td>1</td><td>12</td></tr><tr><td>01</td><td>BROWN, Zach</td><td></td><td>4-6</td><td>3-4</td><td>6-6</td><td>0</td><td>4</td><td>4</td><td>2</td><td>17</td><td>0</td><td>0</td><td>2</td><td>0</td><td>22</td></tr><tr><td>12</td><td>REAVES, Austin</td><td></td><td>3-5</td><td>2-4</td><td>0-0</td><td>0</td><td>2</td><td>2</td><td>4</td><td>8</td><td>2</td><td>1</td><td>0</td><td>0</td><td>16</td></tr><tr><td>24</td><td>MORRIS, Shaquille</td><td></td><td>3-6</td><td>0-0</td><td>1-2</td><td>0</td><td>6</td><td>6</td><td>2</td><td>7</td><td>2</td><td>0</td><td>5</td><td>0</td><td>30</td></tr><tr><td>33</td><td>FRANKAMP, Conner</td><td></td><td>2-7</td><td>2-7</td><td>0-2</td><td>0</td><td>1</td><td>1</td><td>3</td><td>6</td><td>2</td><td>1</td><td>0</td><td>0</td><td>20</td></tr><tr><td colspan="2">Team</td><td></td><td></td><td></td><td></td><td>3</td><td>0</td><td>3</td><td></td><td></td><td></td><td></td><td></td><td></td><td></td></tr><tr><td colspan="2">Totals</td><td></td><td>25-63</td><td>9-28</td><td>17-23</td><td>11</td><td>32</td><td>43</td><td>23</td><td>76</td><td>16</td><td>12</td><td>7</td><td>4</td><td>200</td></tr></table> <div>FG % 1st Half: 14-29 48.3% 2nd half: 11-34 32.4% Game: 25-63 39.7% 3FG % 1st Half: 5-15 33.3% 2nd half: 4-13 30.8% Game: 9-28 32.1% FT % 1st Half: 4-5 80.0% 2nd half: 13-18 72.2% Game: 17-23 73.9%</div> <div>Deadball Rebounds 3</div>															#	Player	Total		3-Ptr	Rebounds			PF	TP	A TO Blk				Stl	Min	FG-FGA	FG-FGA	FT-FTA	Off	Def	Tot	A	TO	Blk	Stl	21	WILLIS, Darral	f	4-7	0-0	4-6	2	5	7	3	12	0	2	0	0	23	32	McDUFFIE, Markis	f	2-10	1-3	0-1	4	4	8	1	5	1	2	0	1	22	20	NURGER, Rauno	c	0-2	0-2	0-0	0	2	2	2	0	0	0	0	7	02	SMITH, Daishon	g	3-5	1-2	6-6	0	3	3	4	13	6	2	0	2	21	11	SHAMET, Landry	g	3-10	0-5	0-0	0	4	4	2	6	3	2	0	0	27	00	KELLY, Rashard		1-5	0-1	0-0	2	1	3	0	2	0	2	0	1	12	01	BROWN, Zach		4-6	3-4	6-6	0	4	4	2	17	0	0	2	0	22	12	REAVES, Austin		3-5	2-4	0-0	0	2	2	4	8	2	1	0	0	16	24	MORRIS, Shaquille		3-6	0-0	1-2	0	6	6	2	7	2	0	5	0	30	33	FRANKAMP, Conner		2-7	2-7	0-2	0	1	1	3	6	2	1	0	0	20	Team						3	0	3								Totals			25-63	9-28	17-23	11	32	43	23	76	16	12	7	4	200	<table><tr><th rowspan="2">#</th><th rowspan="2">Player</th><th colspan="2">Total</th><th rowspan="2">3-Ptr</th><th colspan="3">Rebounds</th><th rowspan="2">PF</th><th rowspan="2">TP</th><th colspan="4">A TO Blk</th><th rowspan="2">Stl</th><th rowspan="2">Min</th></tr><tr><th>FG-FGA</th><th>FG-FGA</th><th>FT-FTA</th><th>Off</th><th>Def</th><th>Tot</th><th>A</th><th>TO</th><th>Blk</th><th>Stl</th></tr><tr><td>01</td><td>LAWSON, Dedric</td><td>f</td><td>10-17</td><td>1-3</td><td>5-5</td><td>4</td><td>8</td><td>12</td><td>2</td><td>26</td><td>4</td><td>2</td><td>3</td><td>2</td><td>43</td></tr><tr><td>15</td><td>RYKHOEK, Chad</td><td>f</td><td>0-1</td><td>0-0</td><td>1-2</td><td>0</td><td>1</td><td>1</td><td>1</td><td>1</td><td>1</td><td>0</td><td>0</td><td>1</td><td>12</td></tr><tr><td>00</td><td>LAWSON, KJ</td><td>g</td><td>7-12</td><td>1-2</td><td>4-4</td><td>3</td><td>10</td><td>13</td><td>5</td><td>19</td><td>1</td><td>4</td><td>0</td><td>1</td><td>40</td></tr><tr><td>03</td><td>MARTIN, Jeremiah</td><td>g</td><td>6-10</td><td>3-6</td><td>10-12</td><td>1</td><td>1</td><td>2</td><td>1</td><td>25</td><td>3</td><td>1</td><td>0</td><td>2</td><td>42</td></tr><tr><td>05</td><td>CRAWFORD, Markel</td><td>g</td><td>6-8</td><td>0-0</td><td>8-9</td><td>0</td><td>4</td><td>4</td><td>2</td><td>20</td><td>1</td><td>4</td><td>0</td><td>0</td><td>40-</td></tr><tr><td>02</td><td>RIVERS, Jimario</td><td></td><td>4-5</td><td>0-0</td><td>0-0</td><td>0</td><td>1</td><td>1</td><td>3</td><td>8</td><td>0</td><td>0</td><td>1</td><td>0</td><td>27</td></tr><tr><td>10</td><td>KESSEE, Christian</td><td></td><td>0-0</td><td>0-0</td><td>0-0</td><td>0</td><td>0</td><td>0</td><td>1</td><td>0</td><td>0</td><td>2</td><td>0</td><td>0</td><td>4</td></tr><tr><td>12</td><td>RANDALL, Craig</td><td></td><td>0-5</td><td>0-5</td><td>0-0</td><td>0</td><td>0</td><td>0</td><td>2</td><td>0</td><td>1</td><td>0</td><td>0</td><td>2</td><td>17</td></tr><tr><td colspan="2">Team</td><td></td><td></td><td></td><td></td><td>0</td><td>2</td><td>2</td><td></td><td></td><td></td><td></td><td></td><td></td><td></td></tr><tr><td colspan="2">Totals</td><td></td><td>33-58</td><td>5-16</td><td>28-32</td><td>8</td><td>27</td><td>35</td><td>17</td><td>99</td><td>11</td><td>13</td><td>4</td><td>8</td><td>225</td></tr></table> <div>FG % 1st Half: 13-25 52.0% 2nd half: 15-25 60.0% OT: 5-8 62.5% Game: 33-58 56.9% 3FG % 1st Half: 3-8 37.5% 2nd half: 2-8 25.0% OT: 0-0 0.0% Game: 5-16 31.3% FT % 1st Half: 9-11 81.8% 2nd half: 14-16 87.5% OT: 5-5 100.0 Game: 28-32 87.5%</div> <div>Deadball Rebounds 2</div>															#	Player	Total		3-Ptr	Rebounds			PF	TP	A TO Blk				Stl	Min	FG-FGA	FG-FGA	FT-FTA	Off	Def	Tot	A	TO	Blk	Stl	01	LAWSON, Dedric	f	10-17	1-3	5-5	4	8	12	2	26	4	2	3	2	43	15	RYKHOEK, Chad	f	0-1	0-0	1-2	0	1	1	1	1	1	0	0	1	12	00	LAWSON, KJ	g	7-12	1-2	4-4	3	10	13	5	19	1	4	0	1	40	03	MARTIN, Jeremiah	g	6-10	3-6	10-12	1	1	2	1	25	3	1	0	2	42	05	CRAWFORD, Markel	g	6-8	0-0	8-9	0	4	4	2	20	1	4	0	0	40-	02	RIVERS, Jimario		4-5	0-0	0-0	0	1	1	3	8	0	0	1	0	27	10	KESSEE, Christian		0-0	0-0	0-0	0	0	0	1	0	0	2	0	0	4	12	RANDALL, Craig		0-5	0-5	0-0	0	0	0	2	0	1	0	0	2	17	Team						0	2	2								Totals			33-58	5-16	28-32	8	27	35	17	99	11	13	4	8	225																																																																																	
#	Player	Total		3-Ptr	Rebounds			PF	TP	A TO Blk				Stl			Min																																																																																																																																																																																																																																																																																																																																																																																																																																																																																																																
		FG-FGA	FG-FGA		FT-FTA	Off	Def			Tot	A	TO	Blk		Stl																																																																																																																																																																																																																																																																																																																																																																																																																																																																																																																		
21	WILLIS, Darral	f	4-7	0-0	4-6	2	5	7	3	12	0	2	0	0	23																																																																																																																																																																																																																																																																																																																																																																																																																																																																																																																		
32	McDUFFIE, Markis	f	2-10	1-3	0-1	4	4	8	1	5	1	2	0	1	22																																																																																																																																																																																																																																																																																																																																																																																																																																																																																																																		
20	NURGER, Rauno	c	0-2	0-2	0-0	0	2	2	2	0	0	0	0	7																																																																																																																																																																																																																																																																																																																																																																																																																																																																																																																			
02	SMITH, Daishon	g	3-5	1-2	6-6	0	3	3	4	13	6	2	0	2	21																																																																																																																																																																																																																																																																																																																																																																																																																																																																																																																		
11	SHAMET, Landry	g	3-10	0-5	0-0	0	4	4	2	6	3	2	0	0	27																																																																																																																																																																																																																																																																																																																																																																																																																																																																																																																		
00	KELLY, Rashard		1-5	0-1	0-0	2	1	3	0	2	0	2	0	1	12																																																																																																																																																																																																																																																																																																																																																																																																																																																																																																																		
01	BROWN, Zach		4-6	3-4	6-6	0	4	4	2	17	0	0	2	0	22																																																																																																																																																																																																																																																																																																																																																																																																																																																																																																																		
12	REAVES, Austin		3-5	2-4	0-0	0	2	2	4	8	2	1	0	0	16																																																																																																																																																																																																																																																																																																																																																																																																																																																																																																																		
24	MORRIS, Shaquille		3-6	0-0	1-2	0	6	6	2	7	2	0	5	0	30																																																																																																																																																																																																																																																																																																																																																																																																																																																																																																																		
33	FRANKAMP, Conner		2-7	2-7	0-2	0	1	1	3	6	2	1	0	0	20																																																																																																																																																																																																																																																																																																																																																																																																																																																																																																																		
Team						3	0	3																																																																																																																																																																																																																																																																																																																																																																																																																																																																																																																									
Totals			25-63	9-28	17-23	11	32	43	23	76	16	12	7	4	200																																																																																																																																																																																																																																																																																																																																																																																																																																																																																																																		
#	Player	Total		3-Ptr	Rebounds			PF	TP	A TO Blk				Stl	Min																																																																																																																																																																																																																																																																																																																																																																																																																																																																																																																		
		FG-FGA	FG-FGA		FT-FTA	Off	Def			Tot	A	TO	Blk			Stl																																																																																																																																																																																																																																																																																																																																																																																																																																																																																																																	
01	LAWSON, Dedric	f	10-17	1-3	5-5	4	8	12	2	26	4	2	3	2	43																																																																																																																																																																																																																																																																																																																																																																																																																																																																																																																		
15	RYKHOEK, Chad	f	0-1	0-0	1-2	0	1	1	1	1	1	0	0	1	12																																																																																																																																																																																																																																																																																																																																																																																																																																																																																																																		
00	LAWSON, KJ	g	7-12	1-2	4-4	3	10	13	5	19	1	4	0	1	40																																																																																																																																																																																																																																																																																																																																																																																																																																																																																																																		
03	MARTIN, Jeremiah	g	6-10	3-6	10-12	1	1	2	1	25	3	1	0	2	42																																																																																																																																																																																																																																																																																																																																																																																																																																																																																																																		
05	CRAWFORD, Markel	g	6-8	0-0	8-9	0	4	4	2	20	1	4	0	0	40-																																																																																																																																																																																																																																																																																																																																																																																																																																																																																																																		
02	RIVERS, Jimario		4-5	0-0	0-0	0	1	1	3	8	0	0	1	0	27																																																																																																																																																																																																																																																																																																																																																																																																																																																																																																																		
10	KESSEE, Christian		0-0	0-0	0-0	0	0	0	1	0	0	2	0	0	4																																																																																																																																																																																																																																																																																																																																																																																																																																																																																																																		
12	RANDALL, Craig		0-5	0-5	0-0	0	0	0	2	0	1	0	0	2	17																																																																																																																																																																																																																																																																																																																																																																																																																																																																																																																		
Team						0	2	2																																																																																																																																																																																																																																																																																																																																																																																																																																																																																																																									
Totals			33-58	5-16	28-32	8	27	35	17	99	11	13	4	8	225																																																																																																																																																																																																																																																																																																																																																																																																																																																																																																																		
Oklahoma 73 • 6-3															Oklahoma 94 • 6-4																																																																																																																																																																																																																																																																																																																																																																																																																																																																																																																		
<table><tr><th rowspan="2">#</th><th rowspan="2">Player</th><th colspan="2">Total</th><th rowspan="2">3-Ptr</th><th colspan="3">Rebounds</th><th rowspan="2">PF</th><th rowspan="2">TP</th><th colspan="4">A TO Blk</th><th rowspan="2">Stl</th><th rowspan="2">Min</th></tr><tr><th>FG-FGA</th><th>FG-FGA</th><th>FT-FTA</th><th>Off</th><th>Def</th><th>Tot</th><th>A</th><th>TO</th><th>Blk</th><th>Stl</th></tr><tr><td>12</td><td>Lattin, Khadeem</td><td>f</td><td>0-3</td><td>0-0</td><td>3-4</td><td>1</td><td>7</td><td>8</td><td>2</td><td>3</td><td>0</td><td>0</td><td>4</td><td>2</td><td>26</td></tr><tr><td>21</td><td>Buford, Dante</td><td>f</td><td>2-5</td><td>0-2</td><td>0-0</td><td>1</td><td>0</td><td>1</td><td>2</td><td>4</td><td>1</td><td>2</td><td>1</td><td>0</td><td>19</td></tr><tr><td>01</td><td>Odomes, Rashard</td><td>g</td><td>3-8</td><td>0-0</td><td>4-6</td><td>1</td><td>1</td><td>2</td><td>3</td><td>10</td><td>1</td><td>1</td><td>0</td><td>1</td><td>24</td></tr><tr><td>03</td><td>James, Christian</td><td>g</td><td>3-17</td><td>1-5</td><td>8-10</td><td>4</td><td>2</td><td>6</td><td>5</td><td>15</td><td>0</td><td>2</td><td>1</td><td>2</td><td>33</td></tr><tr><td>10</td><td>Woodard, Jordan</td><td>g</td><td>7-17</td><td>4-9</td><td>10-10</td><td>0</td><td>7</td><td>7</td><td>4</td><td>28</td><td>4</td><td>2</td><td>0</td><td>2</td><td>34</td></tr><tr><td>00</td><td>Strong-Moore,Darrion</td><td></td><td>0-5</td><td>0-3</td><td>0-1</td><td>1</td><td>1</td><td>2</td><td>1</td><td>0</td><td>5</td><td>2</td><td>0</td><td>0</td><td>23</td></tr><tr><td>04</td><td>McNeace, Jamuni</td><td></td><td>1-1</td><td>0-0</td><td>0-0</td><td>1</td><td>3</td><td>4</td><td>2</td><td>2</td><td>0</td><td>1</td><td>2</td><td>0</td><td>14</td></tr><tr><td>05</td><td>Freeman, Matt</td><td></td><td>1-3</td><td>1-2</td><td>0-0</td><td>0</td><td>0</td><td>0</td><td>3</td><td>3</td><td>0</td><td>0</td><td>0</td><td>0</td><td>2</td></tr><tr><td>11</td><td>Doolittle, Kristian</td><td></td><td>3-6</td><td>0-0</td><td>2-3</td><td>1</td><td>4</td><td>5</td><td>1</td><td>8</td><td>0</td><td>0</td><td>1</td><td>1</td><td>18</td></tr><tr><td>13</td><td>Shepherd, Jordan</td><td></td><td>0-0</td><td>0-0</td><td>0-0</td><td>0</td><td>0</td><td>0</td><td>0</td><td>0</td><td>0</td><td>0</td><td>0</td><td>0</td><td>1</td></tr><tr><td>20</td><td>McGusty, Kameron</td><td></td><td>0-0</td><td>0-0</td><td>0-0</td><td>0</td><td>0</td><td>0</td><td>0</td><td>0</td><td>0</td><td>0</td><td>0</td><td>0</td><td>6</td></tr><tr><td colspan="2">Team</td><td></td><td></td><td></td><td></td><td>6</td><td>5</td><td>11</td><td></td><td></td><td></td><td></td><td></td><td></td><td></td></tr><tr><td colspan="2">Totals</td><td></td><td>20-65</td><td>6-21</td><td>27-34</td><td>16</td><td>30</td><td>46</td><td>23</td><td>73</td><td>11</td><td>10</td><td>9</td><td>8</td><td>200</td></tr></table> <div>FG % 1st Half: 11-35 31.4% 2nd half: 9-30 30.0% Game: 20-65 30.8% 3FG % 1st Half: 3-14 21.4% 2nd half: 3-7 42.9% Game: 6-21 28.6% FT % 1st Half: 14-16 87.5% 2nd half: 13-18 72.2% Game: 27-34 79.4%</div> <div>Deadball Rebounds 4</div>															#	Player	Total		3-Ptr	Rebounds			PF	TP	A TO Blk				Stl	Min	FG-FGA	FG-FGA	FT-FTA	Off	Def	Tot	A	TO	Blk	Stl	12	Lattin, Khadeem	f	0-3	0-0	3-4	1	7	8	2	3	0	0	4	2	26	21	Buford, Dante	f	2-5	0-2	0-0	1	0	1	2	4	1	2	1	0	19	01	Odomes, Rashard	g	3-8	0-0	4-6	1	1	2	3	10	1	1	0	1	24	03	James, Christian	g	3-17	1-5	8-10	4	2	6	5	15	0	2	1	2	33	10	Woodard, Jordan	g	7-17	4-9	10-10	0	7	7	4	28	4	2	0	2	34	00	Strong-Moore,Darrion		0-5	0-3	0-1	1	1	2	1	0	5	2	0	0	23	04	McNeace, Jamuni		1-1	0-0	0-0	1	3	4	2	2	0	1	2	0	14	05	Freeman, Matt		1-3	1-2	0-0	0	0	0	3	3	0	0	0	0	2	11	Doolittle, Kristian		3-6	0-0	2-3	1	4	5	1	8	0	0	1	1	18	13	Shepherd, Jordan		0-0	0-0	0-0	0	0	0	0	0	0	0	0	0	1	20	McGusty, Kameron		0-0	0-0	0-0	0	0	0	0	0	0	0	0	0	6	Team						6	5	11								Totals			20-65	6-21	27-34	16	30	46	23	73	11	10	9	8	200	<table><tr><th rowspan="2">#</th><th rowspan="2">Player</th><th colspan="2">Total</th><th rowspan="2">3-Ptr</th><th colspan="3">Rebounds</th><th rowspan="2">PF</th><th rowspan="2">TP</th><th colspan="4">A TO Blk</th><th rowspan="2">Stl</th><th rowspan="2">Min</th></tr><tr><th>FG-FGA</th><th>FG-FGA</th><th>FT-FTA</th><th>Off</th><th>Def</th><th>Tot</th><th>A</th><th>TO</th><th>Blk</th><th>Stl</th></tr><tr><td>11</td><td>Doolittle, Kristian</td><td>f</td><td>0-5</td><td>0-1</td><td>1-2</td><td>0</td><td>2</td><td>2</td><td>2</td><td>1</td><td>2</td><td>0</td><td>0</td><td>0</td><td>23</td></tr><tr><td>12</td><td>Lattin, Khadeem</td><td>f</td><td>2-3</td><td>0-0</td><td>0-0</td><td>0</td><td>1</td><td>1</td><td>3</td><td>4</td><td>0</td><td>1</td><td>0</td><td>2</td><td>9</td></tr><tr><td>01</td><td>Odomes, Rashard</td><td>g</td><td>2-6</td><td>0-0</td><td>5-6</td><td>4</td><td>1</td><td>5</td><td>4</td><td>9</td><td>3</td><td>1</td><td>0</td><td>1</td><td>29</td></tr><tr><td>10</td><td>Woodard, Jordan</td><td>g</td><td>9-18</td><td>4-9</td><td>0-1</td><td>2</td><td>2</td><td>4</td><td>3</td><td>22</td><td>1</td><td>0</td><td>1</td><td>1</td><td>33</td></tr><tr><td>13</td><td>Shepherd, Jordan</td><td>g</td><td>6-14</td><td>2-4</td><td>4-4</td><td>1</td><td>1</td><td>2</td><td>2</td><td>18</td><td>2</td><td>0</td><td>1</td><td>1</td><td>37</td></tr><tr><td>00</td><td>Strong-Moore,Darrion</td><td></td><td>1-2</td><td>0-1</td><td>0-0</td><td>1</td><td>1</td><td>2</td><td>0</td><td>2</td><td>1</td><td>2</td><td>0</td><td>0</td><td>7</td></tr><tr><td>03</td><td>James, Christian</td><td></td><td>6-10</td><td>3-5</td><td>0-0</td><td>2</td><td>5</td><td>7</td><td>5</td><td>15</td><td>1</td><td>2</td><td>0</td><td>1</td><td>25</td></tr><tr><td>04</td><td>McNeace, Jamuni</td><td></td><td>6-8</td><td>0-0</td><td>1-2</td><td>4</td><td>5</td><td>9</td><td>3</td><td>13</td><td>1</td><td>2</td><td>1</td><td>1</td><td>33</td></tr><tr><td>05</td><td>Freeman, Matt</td><td></td><td>0-1</td><td>0-0</td><td>0-0</td><td>0</td><td>0</td><td>0</td><td>0</td><td>0</td><td>0</td><td>0</td><td>0</td><td>0</td><td>4</td></tr><tr><td>20</td><td>McGusty, Kameron</td><td></td><td>0-1</td><td>0-1</td><td>0-0</td><td>0</td><td>0</td><td>0</td><td>0</td><td>0</td><td>0</td><td>0</td><td>0</td><td>0</td><td>5</td></tr><tr><td>21</td><td>Buford, Dante</td><td></td><td>3-5</td><td>3-5</td><td>1-2</td><td>0</td><td>0</td><td>0</td><td>0</td><td>10</td><td>0</td><td>2</td><td>0</td><td>0</td><td>18</td></tr><tr><td>25</td><td>Cole, C.J.</td><td></td><td>0-0</td><td>0-0</td><td>0-0</td><td>0</td><td>0</td><td>0</td><td>0</td><td>0</td><td>0</td><td>0</td><td>0</td><td>0</td><td>3</td></tr><tr><td colspan="2">Team</td><td></td><td></td><td></td><td></td><td>1</td><td>1</td><td>2</td><td></td><td></td><td></td><td></td><td></td><td></td><td></td></tr><tr><td colspan="2">Totals</td><td></td><td>35-73</td><td>12-26</td><td>12-17</td><td>15</td><td>19</td><td>34</td><td>22</td><td>94</td><td>12</td><td>10</td><td>3</td><td>7</td><td>226</td></tr></table> <div>FG % 1st Half: 19-34 55.9% 2nd half: 14-30 46.7% OT: 2-9 22.2% Game: 35-73 47.9% 3FG % 1st Half: 6-11 54.5% 2nd half: 5-12 41.7% OT: 1-3 33.3% Game: 12-26 46.2% FT % 1st Half: 3-5 60.0% 2nd half: 4-6 66.7% OT: 5-6 83.3% Game: 12-17 70.6%</div> <div>Deadball Rebounds 1</div>															#	Player	Total		3-Ptr	Rebounds			PF	TP	A TO Blk				Stl	Min	FG-FGA	FG-FGA	FT-FTA	Off	Def	Tot	A	TO	Blk	Stl	11	Doolittle, Kristian	f	0-5	0-1	1-2	0	2	2	2	1	2	0	0	0	23	12	Lattin, Khadeem	f	2-3	0-0	0-0	0	1	1	3	4	0	1	0	2	9	01	Odomes, Rashard	g	2-6	0-0	5-6	4	1	5	4	9	3	1	0	1	29	10	Woodard, Jordan	g	9-18	4-9	0-1	2	2	4	3	22	1	0	1	1	33	13	Shepherd, Jordan	g	6-14	2-4	4-4	1	1	2	2	18	2	0	1	1	37	00	Strong-Moore,Darrion		1-2	0-1	0-0	1	1	2	0	2	1	2	0	0	7	03	James, Christian		6-10	3-5	0-0	2	5	7	5	15	1	2	0	1	25	04	McNeace, Jamuni		6-8	0-0	1-2	4	5	9	3	13	1	2	1	1	33	05	Freeman, Matt		0-1	0-0	0-0	0	0	0	0	0	0	0	0	0	4	20	McGusty, Kameron		0-1	0-1	0-0	0	0	0	0	0	0	0	0	0	5	21	Buford, Dante		3-5	3-5	1-2	0	0	0	0	10	0	2	0	0	18	25	Cole, C.J.		0-0	0-0	0-0	0	0	0	0	0	0	0	0	0	3	Team						1	1	2								Totals			35-73	12-26	12-17	15	19	34	22	94	12	10	3	7	226
#	Player	Total		3-Ptr	Rebounds			PF	TP	A TO Blk				Stl			Min																																																																																																																																																																																																																																																																																																																																																																																																																																																																																																																
		FG-FGA	FG-FGA		FT-FTA	Off	Def			Tot	A	TO	Blk		Stl																																																																																																																																																																																																																																																																																																																																																																																																																																																																																																																		
12	Lattin, Khadeem	f	0-3	0-0	3-4	1	7	8	2	3	0	0	4	2	26																																																																																																																																																																																																																																																																																																																																																																																																																																																																																																																		
21	Buford, Dante	f	2-5	0-2	0-0	1	0	1	2	4	1	2	1	0	19																																																																																																																																																																																																																																																																																																																																																																																																																																																																																																																		
01	Odomes, Rashard	g	3-8	0-0	4-6	1	1	2	3	10	1	1	0	1	24																																																																																																																																																																																																																																																																																																																																																																																																																																																																																																																		
03	James, Christian	g	3-17	1-5	8-10	4	2	6	5	15	0	2	1	2	33																																																																																																																																																																																																																																																																																																																																																																																																																																																																																																																		
10	Woodard, Jordan	g	7-17	4-9	10-10	0	7	7	4	28	4	2	0	2	34																																																																																																																																																																																																																																																																																																																																																																																																																																																																																																																		
00	Strong-Moore,Darrion		0-5	0-3	0-1	1	1	2	1	0	5	2	0	0	23																																																																																																																																																																																																																																																																																																																																																																																																																																																																																																																		
04	McNeace, Jamuni		1-1	0-0	0-0	1	3	4	2	2	0	1	2	0	14																																																																																																																																																																																																																																																																																																																																																																																																																																																																																																																		
05	Freeman, Matt		1-3	1-2	0-0	0	0	0	3	3	0	0	0	0	2																																																																																																																																																																																																																																																																																																																																																																																																																																																																																																																		
11	Doolittle, Kristian		3-6	0-0	2-3	1	4	5	1	8	0	0	1	1	18																																																																																																																																																																																																																																																																																																																																																																																																																																																																																																																		
13	Shepherd, Jordan		0-0	0-0	0-0	0	0	0	0	0	0	0	0	0	1																																																																																																																																																																																																																																																																																																																																																																																																																																																																																																																		
20	McGusty, Kameron		0-0	0-0	0-0	0	0	0	0	0	0	0	0	0	6																																																																																																																																																																																																																																																																																																																																																																																																																																																																																																																		
Team						6	5	11																																																																																																																																																																																																																																																																																																																																																																																																																																																																																																																									
Totals			20-65	6-21	27-34	16	30	46	23	73	11	10	9	8	200																																																																																																																																																																																																																																																																																																																																																																																																																																																																																																																		
#	Player	Total		3-Ptr	Rebounds			PF	TP	A TO Blk				Stl	Min																																																																																																																																																																																																																																																																																																																																																																																																																																																																																																																		
		FG-FGA	FG-FGA		FT-FTA	Off	Def			Tot	A	TO	Blk			Stl																																																																																																																																																																																																																																																																																																																																																																																																																																																																																																																	
11	Doolittle, Kristian	f	0-5	0-1	1-2	0	2	2	2	1	2	0	0	0	23																																																																																																																																																																																																																																																																																																																																																																																																																																																																																																																		
12	Lattin, Khadeem	f	2-3	0-0	0-0	0	1	1	3	4	0	1	0	2	9																																																																																																																																																																																																																																																																																																																																																																																																																																																																																																																		
01	Odomes, Rashard	g	2-6	0-0	5-6	4	1	5	4	9	3	1	0	1	29																																																																																																																																																																																																																																																																																																																																																																																																																																																																																																																		
10	Woodard, Jordan	g	9-18	4-9	0-1	2	2	4	3	22	1	0	1	1	33																																																																																																																																																																																																																																																																																																																																																																																																																																																																																																																		
13	Shepherd, Jordan	g	6-14	2-4	4-4	1	1	2	2	18	2	0	1	1	37																																																																																																																																																																																																																																																																																																																																																																																																																																																																																																																		
00	Strong-Moore,Darrion		1-2	0-1	0-0	1	1	2	0	2	1	2	0	0	7																																																																																																																																																																																																																																																																																																																																																																																																																																																																																																																		
03	James, Christian		6-10	3-5	0-0	2	5	7	5	15	1	2	0	1	25																																																																																																																																																																																																																																																																																																																																																																																																																																																																																																																		
04	McNeace, Jamuni		6-8	0-0	1-2	4	5	9	3	13	1	2	1	1	33																																																																																																																																																																																																																																																																																																																																																																																																																																																																																																																		
05	Freeman, Matt		0-1	0-0	0-0	0	0	0	0	0	0	0	0	0	4																																																																																																																																																																																																																																																																																																																																																																																																																																																																																																																		
20	McGusty, Kameron		0-1	0-1	0-0	0	0	0	0	0	0	0	0	0	5																																																																																																																																																																																																																																																																																																																																																																																																																																																																																																																		
21	Buford, Dante		3-5	3-5	1-2	0	0	0	0	10	0	2	0	0	18																																																																																																																																																																																																																																																																																																																																																																																																																																																																																																																		
25	Cole, C.J.		0-0	0-0	0-0	0	0	0	0	0	0	0	0	0	3																																																																																																																																																																																																																																																																																																																																																																																																																																																																																																																		
Team						1	1	2																																																																																																																																																																																																																																																																																																																																																																																																																																																																																																																									
Totals			35-73	12-26	12-17	15	19	34	22	94	12	10	3	7	226																																																																																																																																																																																																																																																																																																																																																																																																																																																																																																																		
Officials: John Higgins, Don Daily, Jeff Malham															Officials: Peter Juzenas, Antinio Petty, Olandis Poole																																																																																																																																																																																																																																																																																																																																																																																																																																																																																																																		
Technical fouls: Wichita State-None. Oklahoma-None.															Technical fouls: Memphis-None. Oklahoma-None.																																																																																																																																																																																																																																																																																																																																																																																																																																																																																																																		
Attendance: 11157															Attendance: 9081																																																																																																																																																																																																																																																																																																																																																																																																																																																																																																																		
Est. Attendance: 4946															Est. Attendance: 4946																																																																																																																																																																																																																																																																																																																																																																																																																																																																																																																		
<table><tr><th colspan="4">Score by periods</th><th>1st</th><th>2nd</th><th>OT</th><th>Total</th></tr><tr><td colspan="4">Wichita State</td><td>37</td><td>39</td><td></td><td>76</td></tr><tr><td colspan="4">Oklahoma</td><td>39</td><td>34</td><td></td><td>73</td></tr></table> <div>Points WSU 40 OU 43</div> <div>In Paint 22 22 T/O 11 13 2nd Chance 3 4 Fast Break 4 2 Bench 40 13</div>															Score by periods				1st	2nd	OT	Total	Wichita State				37	39		76	Oklahoma				39	34		73	<table><tr><th colspan="4">Score by periods</th><th>1st</th><th>2nd</th><th>OT</th><th>Total</th></tr><tr><td colspan="4">Memphis</td><td>38</td><td>46</td><td>15</td><td>99</td></tr><tr><td colspan="4">Oklahoma</td><td>47</td><td>37</td><td>10</td><td>94</td></tr></table> <div>Points MEM 40 OU 43</div> <div>In Paint 52 34 T/O 13 18 2nd Chance 12 12 Fast Break 12 6 Bench 8 40</div>															Score by periods				1st	2nd	OT	Total	Memphis				38	46	15	99	Oklahoma				47	37	10	94																																																																																																																																																																																																																																																																																																																																																																																																																																																				
Score by periods				1st	2nd	OT	Total																																																																																																																																																																																																																																																																																																																																																																																																																																																																																																																										
Wichita State				37	39		76																																																																																																																																																																																																																																																																																																																																																																																																																																																																																																																										
Oklahoma				39	34		73																																																																																																																																																																																																																																																																																																																																																																																																																																																																																																																										
Score by periods				1st	2nd	OT	Total																																																																																																																																																																																																																																																																																																																																																																																																																																																																																																																										
Memphis				38	46	15	99																																																																																																																																																																																																																																																																																																																																																																																																																																																																																																																										
Oklahoma				47	37	10	94																																																																																																																																																																																																																																																																																																																																																																																																																																																																																																																										
Last FG - WSU 2nd-01:55, OU 2nd-00:04.															Last FG - MEM OT-01:11, OU OT-03:05.																																																																																																																																																																																																																																																																																																																																																																																																																																																																																																																		
Largest lead - WSU by 9 2nd-07:05, OU by 8 1st-01:22.															Largest lead - MEM by 5 OT-03:45, OU by 13 1st-07:12.																																																																																																																																																																																																																																																																																																																																																																																																																																																																																																																		
WSU led for 21:09. OU led for 13:48. Game was tied for 04:58.															MEM led for 04:48. OU led for 38:17. Game was tied for 01:55.																																																																																																																																																																																																																																																																																																																																																																																																																																																																																																																		

2016-17 OKLAHOMA MEN'S BASKETBALL
Oklahoma Combined Team Statistics (as of Dec 21, 2016)
All games

RECORD:	OVERALL	HOME	AWAY	NEUTRAL
ALL GAMES	6-5	4-2	0-1	2-2
CONFERENCE	0-0	0-0	0-0	0-0
NON-CONFERENCE	6-5	4-2	0-1	2-2

#	Player	gp-gs	min	avg	Total		3-Point		F-Throw		Rebounds				pf	dq	a	to	blk	stl	pts	avg
					fg-fga	fg%	3fg-fga	3fg%	ft-fa	ft%	off	def	tot	avg								
10	Woodard, Jordan	10-10	300	30.0	57-132	.432	26-61	.426	36-44	.818	8	44	52	5.2	20	0	36	21	2	21	176	17.6
03	James, Christian	11-10	281	25.5	48-109	.440	21-41	.512	19-32	.594	13	38	51	4.6	38	3	18	25	2	11	136	12.4
01	Odomes, Rashard	11-11	266	24.2	41-85	.482	0-3	.000	29-45	.644	10	25	35	3.2	24	0	21	15	1	11	111	10.1
12	Lattin, Khadeem	11-11	253	23.0	34-68	.500	0-0	.000	32-40	.800	22	43	65	5.9	34	0	5	18	21	21	100	9.1
11	Doolittle, Kristian	11-7	237	21.5	26-60	.433	5-10	.500	26-32	.813	20	38	58	5.3	17	1	9	15	2	8	83	7.5
20	McGusty, Kameron	11-0	158	14.4	21-49	.429	7-22	.318	10-12	.833	4	12	16	1.5	8	0	10	12	2	6	59	5.4
13	Shepherd, Jordan	11-2	144	13.1	19-39	.487	6-13	.462	11-14	.786	1	4	5	0.5	13	0	16	9	4	8	55	5.0
05	Freeman, Matt	11-2	126	11.5	18-40	.450	10-24	.417	3-4	.750	5	17	22	2.0	11	0	4	8	2	2	49	4.5
04	McNeace, Jamuni	11-0	178	16.2	19-33	.576	0-0	.000	9-19	.474	18	39	57	5.2	27	2	2	9	16	2	47	4.3
00	Strong-Moore, Darrion	11-0	193	17.5	15-41	.366	5-24	.208	4-8	.500	3	9	12	1.1	18	0	22	19	1	3	39	3.5
21	Buford, Dante	8-2	83	10.4	8-21	.381	5-14	.357	3-5	.600	2	5	7	0.9	6	0	2	4	2	0	24	3.0
25	Cole, C.J.	7-0	20	2.9	1-2	.500	0-0	.000	0-2	.000	2	1	3	0.4	2	0	1	0	0	0	2	0.3
40	Anderson, Richard	2-0	5	2.5	0-0	.000	0-0	.000	0-0	.000	0	0	0	0.0	0	0	0	0	0	0	0	0.0
30	Thorpe, Marshall	2-0	5	2.5	0-1	.000	0-0	.000	0-0	.000	2	1	3	1.5	2	0	0	1	1	1	0	0.0
22	Harper, Daniel	1-0	2	2.0	0-1	.000	0-0	.000	0-0	.000	0	1	1	1.0	0	0	1	1	0	0	0	0.0
Team											19	28	47					1				
Total.....		11	2251		307-681	.451	85-212	.401	182-257	.708	129	305	434	39.5	220	6	147	158	56	94	881	80.1
Opponents.....		11	2251		279-671	.416	95-264	.360	150-221	.679	117	285	402	36.5	207	-	136	172	44	83	803	73.0

TEAM STATISTICS	OU	OPP
SCORING	881	803
Points per game	80.1	73.0
Scoring margin	+7.1	-
FIELD GOALS-ATT	307-681	279-671
Field goal pct	.451	.416
3 POINT FG-ATT	85-212	95-264
3-point FG pct	.401	.360
3-pt FG made per game	7.7	8.6
FREE THROWS-ATT	182-257	150-221
Free throw pct	.708	.679
F-Throws made per game	16.5	13.6
REBOUNDS	434	402
Rebounds per game	39.5	36.5
Rebounding margin	+2.9	-
ASSISTS	147	136
Assists per game	13.4	12.4
TURNOVERS	158	172
Turnovers per game	14.4	15.6
Turnover margin	+1.3	-
Assist/turnover ratio	0.9	0.8
STEALS	94	83
Steals per game	8.5	7.5
BLOCKS	56	44
Blocks per game	5.1	4.0
ATTENDANCE	53610	20740
Home games-Avg/Game	6-8935	1-17278
Neutral site-Avg/Game	-	4-866

Date	Opponent		Score	Att.
11/13/16	NORTHWESTERN STATE	W	97-61	8456
11/17/16	vs Tulane	W	89-70	0
11/18/16	vs Northern Iowa	Lot	67-73	0
11/20/16	vs Clemson	W	70-64	0
11/25/16	ABILENE CHRISTIAN	W	72-64	9303
11/29/16	NORTHERN COLORADO	W	87-66	7579
12/03/16	at Wisconsin	L	70-90	17278
12/7/16	ORAL ROBERTS	W	92-66	8034
12/10/16	WICHITA STATE	L	73-76	11157
12/17/16	MEMPHIS	Lot	94-99	9081
12/21/16	vs Auburn	L	70-74	3462

* - Conference game

Score by Periods	1st	2nd	OT	Totals
Oklahoma	407	456	18	881
Opponents	340	434	29	803

OKLAHOMA NUMERICAL ROSTER

No.	Name	Pos.	Cl.	Ht.	Wt.	Hometown (Last School)
0	Darrion Strong-Moore	G	Jr.	6-1	180	Chicago, Ill. (Coffeyville Community College [Kan.])
1	Rashard Odomes*	G	So.	6-6	212	Copperas Cove, Texas (Copperas Cove HS)
3	Christian James*	G	So.	6-4	218	Houston, Texas (Bellaire HS)
4	Jamuni McNeace*	C	So.-RS	6-10	215	Kankakee, Ill. (Allen HS)
5	Matt Freeman	F	Fr.-RS	6-10	224	Auckland, New Zealand (Westlake Boys HS)
10	Jordan Woodard***	G	Sr.	6-0	187	Arcadia, Okla. (Edmond Memorial HS)
11	Kristian Doolittle	F	Fr.	6-7	236	Edmond, Okla. (Edmond Memorial HS)
12	Khadeem Lattin**	F	Jr.	6-9	212	Houston, Texas (Redemption Christian Home School Academy)
13	Jordan Shepherd	G	Fr.	6-2	180	Asheville, N.C. (Asheville Christian Academy)
15	Grant Quinn^	G	Fr.	6-4	185	Argyle, Texas (Liberty Christian HS)
20	Kameron McGusty	G	Fr.	6-5	191	Katy, Texas (Sunrise Christian Academy [Kan.])
21	Dante Buford*	F	So.-RS	6-7	221	Greenville, S.C. (Arlington Country Day School [Fla.])
22	Daniel Harper***^	G	Sr.	6-1	190	Norman, Okla. (Norman HS)
25	C.J. Cole***	F	Sr.	6-7	245	Sperry, Okla. (Sperry HS)
30	Marshall Thorpe^	F	Fr.-RS	6-9	235	Tulsa, Okla. (Bishop Kelley HS)
40	Richard Anderson^	G	Fr.	6-2	180	Midwest City, Okla. (Midwest City HS)

OKLAHOMA ALPHABETICAL ROSTER

No.	Name	Pos.	Cl.	Ht.	Wt.	Hometown (Last School)
40	Richard Anderson^	G	Fr.	6-2	180	Midwest City, Okla. (Midwest City HS)
21	Dante Buford*	F	So.-RS	6-7	221	Greenville, S.C. (Arlington Country Day School [Fla.])
25	C.J. Cole***	F	Sr.	6-7	245	Sperry, Okla. (Sperry HS)
11	Kristian Doolittle	F	Fr.	6-7	236	Edmond, Okla. (Edmond Memorial HS)
5	Matt Freeman	F	Fr.-RS	6-10	224	Auckland, New Zealand (Westlake Boys HS)
22	Daniel Harper***^	G	Sr.	6-1	190	Norman, Okla. (Norman HS)
3	Christian James*	G	So.	6-4	218	Houston, Texas (Bellaire HS)
12	Khadeem Lattin**	F	Jr.	6-9	212	Houston, Texas (Redemption Christian Home School Academy)
20	Kameron McGusty	G	Fr.	6-5	191	Katy, Texas (Sunrise Christian Academy [Kan.])
4	Jamuni McNeace*	C	So.-RS	6-10	215	Kankakee, Ill. (Allen HS)
1	Rashard Odomes*	G	So.	6-6	212	Copperas Cove, Texas (Copperas Cove HS)
15	Grant Quinn^	G	Fr.	6-4	185	Argyle, Texas (Liberty Christian HS)
13	Jordan Shepherd	G	Fr.	6-2	180	Asheville, N.C. (Asheville Christian Academy)
0	Darrion Strong-Moore	G	Jr.	6-1	180	Chicago, Ill. (Coffeyville Community College [Kan.])
30	Marshall Thorpe^	F	Fr.-RS	6-9	235	Tulsa, Okla. (Bishop Kelley HS)
10	Jordan Woodard***	G	Sr.	6-0	187	Arcadia, Okla. (Edmond Memorial HS)

* Letters earned at Oklahoma

^ Walk-on

STAFF

Head Coach: Lon Kruger (Kansas State '75)

Associate Head Coach: Chris Crutchfield (Nebraska-Omaha '92)

Assistant Coach: Carlan Hartman (Tulane '94)

Assistant Coach: Kevin Kruger (Arizona State '06)

Director of Operations: Mike Shepherd (Kansas State '92)

Strength and Performance Coach: Bryce Daub (Central Washington '08)

Athletics Trainer: Alex Brown (Appalachian State '79)

Video Coordinator: Will Saxon (Oklahoma '15)

PRONUNCIATION GUIDE

Khadeem Lattin: kuh-DEEM LAT-tin

Jamuni McNeace: juh-MUN-ee mick-NEESE

Rashard Odomes: ruh-SHARD

Darrion Strong-Moore: DARE-ee-on